



100 Years of Population 1920-2020

Trigg County

Julie N. Zimmerman and AnaLiese Mitchell
Department of Community and Leadership Development
June, 2023



Kentucky: By The Numbers
<http://kybtn.ca.uky.edu>

Every 10 years, the U.S. Census Bureau conducts the Decennial Census. This is a count of all inhabitants in the United States. Required by the U.S. Constitution, it was first conducted in 1790. Over the decades, the Decennial Census has seen many changes. Most recently, the Census Bureau created the option to respond online.

To see the self-response rate (how many responded online or by phone/mail) for your county, visit the **2020 Census Response Rate Map** at:

<https://www.census.gov/library/visualizations/interactive/2020-census-self-response-rates-map.html>

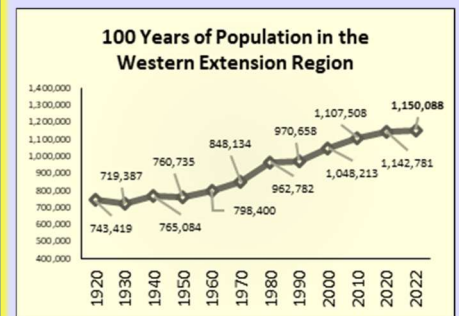
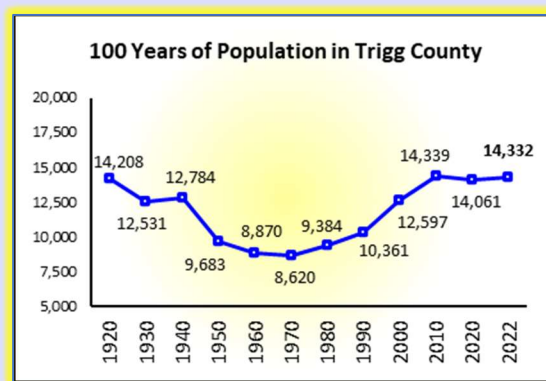
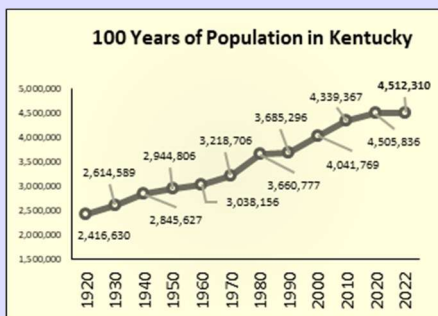
The **official population counts** are from the **Decennial Census** or the Census Bureau's **population estimates**.

(While population data are available from the **American Community Survey**, they are **NOT** the official population figures.)

To find out more about the history and changes in the Decennial Census, go to: https://www.census.gov/history/www/through_the_decades/overview/

The Kentucky: By The Numbers Program provides resources, training, and assistance in finding and using publicly available secondary data. Access to these and other resources are available at: <http://kybtn.ca.uky.edu>

Total Population	Trigg County	West Extension Region	Kentucky
1920 Census	14,208	743,419	2,416,630
1930 Census	12,531	719,387	2,614,589
1940 Census	12,784	765,084	2,845,627
1950 Census	9,683	760,735	2,944,806
1960 Census	8,870	798,400	3,038,156
1970 Census	8,620	848,134	3,218,706
1980 Census	9,384	962,782	3,660,777
1990 Census	10,361	970,658	3,685,296
2000 Census	12,597	1,048,213	4,041,769
2010 Census	14,339	1,107,508	4,339,367
2020 Census	14,061	1,142,781	4,505,836
2022 Population Estimate	14,332	1,150,088	4,512,310



Data from the 2010 and 2020 Censuses and the 2022 Population Estimates are from <https://data.census.gov/>

The 1920-1990 data are from the Census Bureau publication *Population of States and Counties of the United States: 1790 to 1990* available at: <https://www2.census.gov/library/publications/decennial/1990/population-of-states-and-counties-us-1790-1990/population-of-states-and-counties-of-the-united-states-1790-1990.pdf>

Kentucky: By The Numbers is an Extension program in the Department of Community and Leadership Development at the University of Kentucky. For more information contact your local Cooperative Extension office or Dr. Julie N. Zimmerman, Professor of Rural Sociology, Department of Community and Leadership Development, 500 Garrigus Building, University of Kentucky, Lexington, KY 40546-0215. email: jzimm@uky.edu. The entire series is online at <http://kybtn.ca.uky.edu>



Educational programs of Kentucky Cooperative Extension serve all people regardless of economic or social status and will not discriminate on the basis of race, color, ethnic origin, national origin, creed, religion, political belief, sex, sexual orientation, gender identity, gender expression, pregnancy, marital status, genetic information, age, veteran status, or physical or mental disability. UNIVERSITY OF KENTUCKY, KENTUCKY STATE UNIVERSITY, U.S. DEPARTMENT OF AGRICULTURE, AND KENTUCKY COUNTIES, COOPERATING



100 Years of Population 1920-2020

Union County

Julie N. Zimmerman and AnaLiese Mitchell
Department of Community and Leadership Development
June, 2023



Kentucky: By The Numbers
<http://kybtn.ca.uky.edu>

Every 10 years, the U.S. Census Bureau conducts the Decennial Census. This is a count of all inhabitants in the United States. Required by the U.S. Constitution, it was first conducted in 1790. Over the decades, the Decennial Census has seen many changes. Most recently, the Census Bureau created the option to respond online.

To see the self-response rate (how many responded online or by phone/mail) for your county, visit the **2020 Census Response Rate Map** at:

<https://www.census.gov/library/visualizations/interactive/2020-census-self-response-rates-map.html>

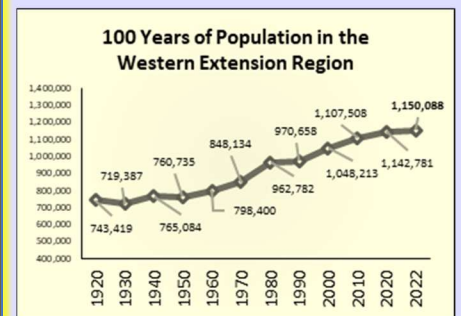
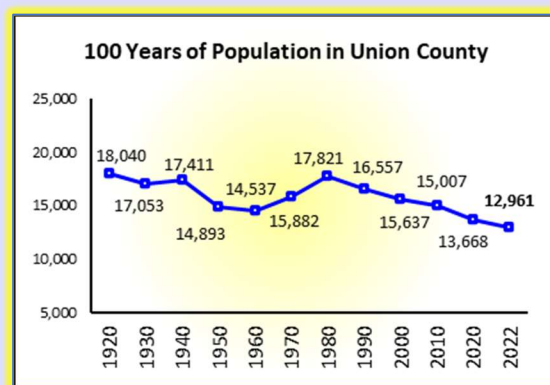
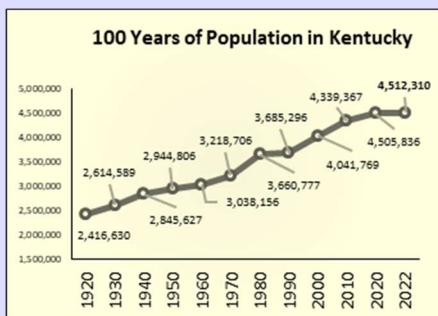
The **official population counts** are from the **Decennial Census** or the Census Bureau's **population estimates**.

(While population data are available from the **American Community Survey**, they are **NOT** the official population figures.)

To find out more about the history and changes in the Decennial Census, go to: https://www.census.gov/history/www/through_the_decades/overview/

The Kentucky: By The Numbers Program provides resources, training, and assistance in finding and using publicly available secondary data. Access to these and other resources are available at: <http://kybtn.ca.uky.edu>

Total Population	Union County	West Extension Region	Kentucky
1920 Census	18,040	743,419	2,416,630
1930 Census	17,053	719,387	2,614,589
1940 Census	17,411	765,084	2,845,627
1950 Census	14,893	760,735	2,944,806
1960 Census	14,537	798,400	3,038,156
1970 Census	15,882	848,134	3,218,706
1980 Census	17,821	962,782	3,660,777
1990 Census	16,557	970,658	3,855,296
2000 Census	15,637	1,048,213	4,041,769
2010 Census	15,007	1,107,508	4,339,367
2020 Census	12,961	1,142,781	4,505,836
2022 Population Estimate	12,961	1,150,088	4,512,310



Data from the 2010 and 2020 Censuses and the 2022 Population Estimates are from <https://data.census.gov/>

The 1920-1990 data are from the Census Bureau publication *Population of States and Counties of the United States: 1790 to 1990* available at: <https://www2.census.gov/library/publications/decennial/1990/population-of-states-and-counties-us-1790-1990/population-of-states-and-counties-of-the-united-states-1790-1990.pdf>

Kentucky: By The Numbers is an Extension program in the Department of Community and Leadership Development at the University of Kentucky. For more information contact your local Cooperative Extension office or Dr. Julie N. Zimmerman, Professor of Rural Sociology, Department of Community and Leadership Development, 500 Garrigus Building, University of Kentucky, Lexington, KY 40546-0215. email: jzimm@uky.edu. The entire series is online at <http://kybtn.ca.uky.edu>



Educational programs of Kentucky Cooperative Extension serve all people regardless of economic or social status and will not discriminate on the basis of race, color, ethnic origin, national origin, creed, religion, political belief, sex, sexual orientation, gender identity, gender expression, pregnancy, marital status, genetic information, age, veteran status, or physical or mental disability. UNIVERSITY OF KENTUCKY, KENTUCKY STATE UNIVERSITY, U.S. DEPARTMENT OF AGRICULTURE, AND KENTUCKY COUNTIES, COOPERATING



100 Years of Population 1920-2020



Warren County

Julie N. Zimmerman and AnaLiese Mitchell
Department of Community and Leadership Development
June, 2023

Kentucky: By The Numbers
<http://kybtn.ca.uky.edu>

Every 10 years, the U.S. Census Bureau conducts the Decennial Census. This is a count of all inhabitants in the United States. Required by the U.S. Constitution, it was first conducted in 1790. Over the decades, the Decennial Census has seen many changes. Most recently, the Census Bureau created the option to respond online.

To see the self-response rate (how many responded online or by phone/mail) for your county, visit the **2020 Census Response Rate Map** at:

<https://www.census.gov/library/visualizations/interactive/2020-census-self-response-rates-map.html>

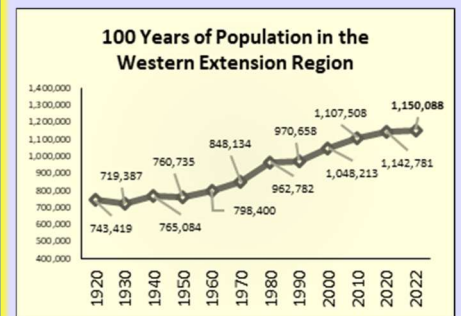
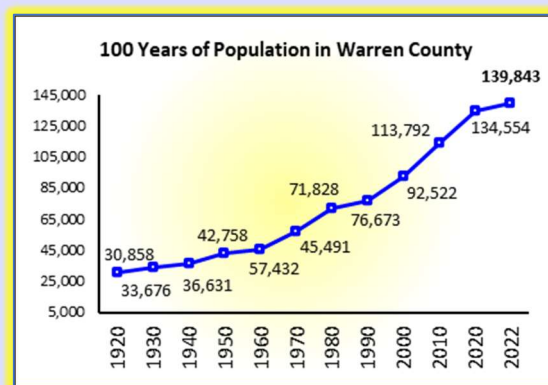
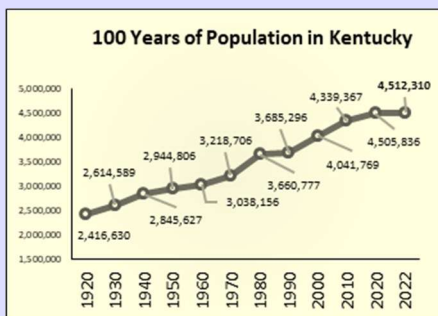
The **official population counts** are from the **Decennial Census** or the Census Bureau's **population estimates**.

(While population data are available from the **American Community Survey**, they are **NOT** the official population figures.)

To find out more about the history and changes in the Decennial Census, go to: https://www.census.gov/history/www/through_the_decades/overview/

The Kentucky: By The Numbers Program provides resources, training, and assistance in finding and using publicly available secondary data. Access to these and other resources are available at: <http://kybtn.ca.uky.edu>

Total Population	Warren County	West Extension Region	Kentucky
1920 Census	30,858	743,419	2,416,630
1930 Census	33,676	719,387	2,614,589
1940 Census	36,631	765,084	2,845,627
1950 Census	42,758	760,735	2,944,806
1960 Census	45,491	798,400	3,038,156
1970 Census	57,432	848,134	3,218,706
1980 Census	71,828	962,782	3,660,777
1990 Census	76,673	970,658	3,685,296
2000 Census	92,522	1,048,213	4,041,769
2010 Census	113,792	1,107,508	4,339,367
2020 Census	134,554	1,142,781	4,505,836
2022 Population Estimate	139,843	1,150,088	4,512,310



Data from the 2010 and 2020 Censuses and the 2022 Population Estimates are from <https://data.census.gov/>

The 1920-1990 data are from the Census Bureau publication *Population of States and Counties of the United States: 1790 to 1990* available at: <https://www2.census.gov/library/publications/decennial/1990/population-of-states-and-counties-us-1790-1990/population-of-states-and-counties-of-the-united-states-1790-1990.pdf>

Kentucky: By The Numbers is an Extension program in the Department of Community and Leadership Development at the University of Kentucky. For more information contact your local Cooperative Extension office or Dr. Julie N. Zimmerman, Professor of Rural Sociology, Department of Community and Leadership Development, 500 Garrigus Building, University of Kentucky, Lexington, KY 40546-0215. email: jzimm@uky.edu. The entire series is online at <http://kybtn.ca.uky.edu>



Educational programs of Kentucky Cooperative Extension serve all people regardless of economic or social status and will not discriminate on the basis of race, color, ethnic origin, national origin, creed, religion, political belief, sex, sexual orientation, gender identity, gender expression, pregnancy, marital status, genetic information, age, veteran status, or physical or mental disability. UNIVERSITY OF KENTUCKY, KENTUCKY STATE UNIVERSITY, U.S. DEPARTMENT OF AGRICULTURE, AND KENTUCKY COUNTIES, COOPERATING



100 Years of Population 1920-2020



Webster County

Julie N. Zimmerman and AnaLiese Mitchell
Department of Community and Leadership Development
June, 2023

Kentucky: By The Numbers
<http://kybtn.ca.uky.edu>

Every 10 years, the U.S. Census Bureau conducts the Decennial Census. This is a count of all inhabitants in the United States. Required by the U.S. Constitution, it was first conducted in 1790. Over the decades, the Decennial Census has seen many changes. Most recently, the Census Bureau created the option to respond online.

To see the self-response rate (how many responded online or by phone/mail) for your county, visit the **2020 Census Response Rate Map** at:

<https://www.census.gov/library/visualizations/interactive/2020-census-self-response-rates-map.html>

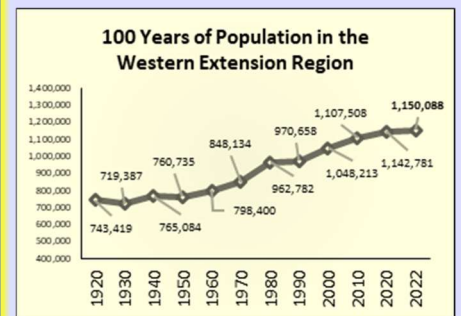
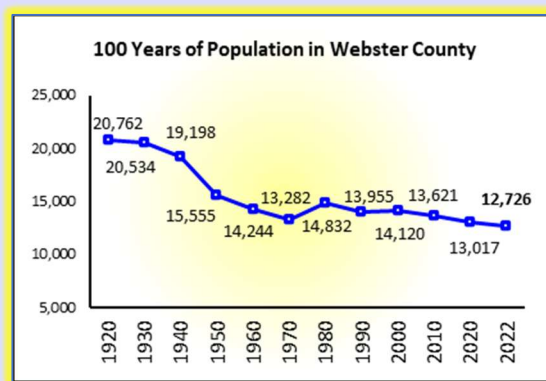
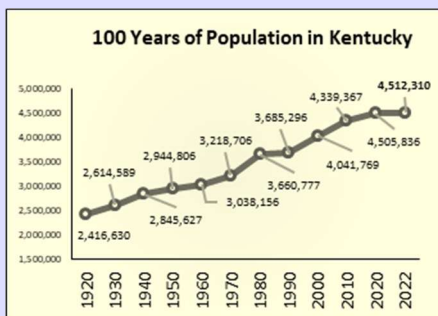
The **official population counts** are from the **Decennial Census** or the Census Bureau's **population estimates**.

(While population data are available from the **American Community Survey**, they are **NOT** the official population figures.)

To find out more about the history and changes in the Decennial Census, go to: https://www.census.gov/history/www/through_the_decades/overview/

The Kentucky: By The Numbers Program provides resources, training, and assistance in finding and using publicly available secondary data. Access to these and other resources are available at: <http://kybtn.ca.uky.edu>

Total Population	Webster County	West Extension Region	Kentucky
1920 Census	20,762	743,419	2,416,630
1930 Census	20,534	719,387	2,614,589
1940 Census	19,198	765,084	2,845,627
1950 Census	15,555	760,735	2,944,806
1960 Census	14,244	798,400	3,038,156
1970 Census	13,282	848,134	3,218,706
1980 Census	14,832	962,782	3,685,296
1990 Census	13,955	970,658	3,660,777
2000 Census	14,120	1,048,213	4,041,769
2010 Census	13,621	1,107,508	4,339,367
2020 Census	13,017	1,142,781	4,505,836
2022 Population Estimate	12,726	1,150,088	4,512,310



Data from the 2010 and 2020 Censuses and the 2022 Population Estimates are from <https://data.census.gov/>

The 1920-1990 data are from the Census Bureau publication *Population of States and Counties of the United States: 1790 to 1990* available at: <https://www2.census.gov/library/publications/decennial/1990/population-of-states-and-counties-us-1790-1990/population-of-states-and-counties-of-the-united-states-1790-1990.pdf>

Kentucky: By The Numbers is an Extension program in the Department of Community and Leadership Development at the University of Kentucky. For more information contact your local Cooperative Extension office or Dr. Julie N. Zimmerman, Professor of Rural Sociology, Department of Community and Leadership Development, 500 Garrigus Building, University of Kentucky, Lexington, KY 40546-0215. email: jzimm@uky.edu. The entire series is online at <http://kybtn.ca.uky.edu>



Educational programs of Kentucky Cooperative Extension serve all people regardless of economic or social status and will not discriminate on the basis of race, color, ethnic origin, national origin, creed, religion, political belief, sex, sexual orientation, gender identity, gender expression, pregnancy, marital status, genetic information, age, veteran status, or physical or mental disability. UNIVERSITY OF KENTUCKY, KENTUCKY STATE UNIVERSITY, U.S. DEPARTMENT OF AGRICULTURE, AND KENTUCKY COUNTIES, COOPERATING