



100 Years of Population 1920-2020



Hancock County

Julie N. Zimmerman and AnaLiese Mitchell
Department of Community and Leadership Development
June, 2023

Kentucky: By The Numbers
<http://kybtn.ca.uky.edu>

Every 10 years, the U.S. Census Bureau conducts the Decennial Census. This is a count of all inhabitants in the United States. Required by the U.S. Constitution, it was first conducted in 1790. Over the decades, the Decennial Census has seen many changes. Most recently, the Census Bureau created the option to respond online.

To see the self-response rate (how many responded online or by phone/mail) for your county, visit the **2020 Census Response Rate Map** at:

<https://www.census.gov/library/visualizations/interactive/2020-census-self-response-rates-map.html>

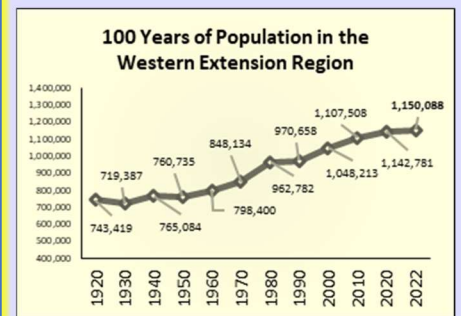
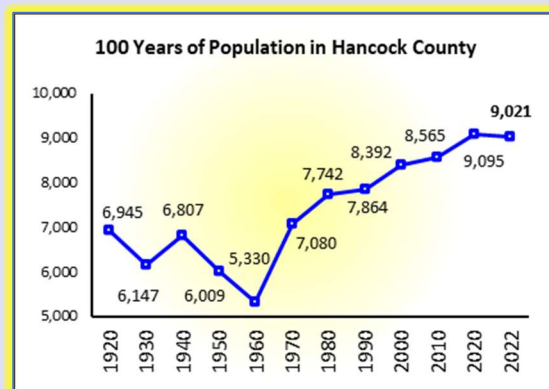
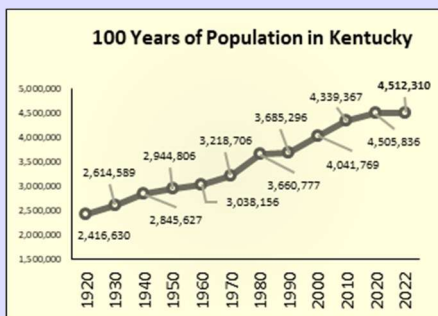
The **official population counts** are from the **Decennial Census** or the Census Bureau's **population estimates**.

(While population data are available from the **American Community Survey**, they are **NOT** the official population figures.)

To find out more about the history and changes in the Decennial Census, go to: https://www.census.gov/history/www/through_the_decades/overview/

The Kentucky: By The Numbers Program provides resources, training, and assistance in finding and using publicly available secondary data. Access to these and other resources are available at: <http://kybtn.ca.uky.edu>

Total Population	Hancock County	West Extension Region	Kentucky
1920 Census	6,945	743,419	2,416,630
1930 Census	6,147	719,387	2,614,589
1940 Census	6,807	765,084	2,845,627
1950 Census	6,009	760,735	2,944,806
1960 Census	5,330	798,400	3,038,156
1970 Census	7,080	848,134	3,218,706
1980 Census	7,742	962,782	3,660,777
1990 Census	7,864	970,658	3,855,296
2000 Census	8,392	1,048,213	4,041,769
2010 Census	8,565	1,107,508	4,339,367
2020 Census	9,095	1,142,781	4,505,836
2022 Population Estimate	9,021	1,150,088	4,512,310



Data from the 2010 and 2020 Censuses and the 2022 Population Estimates are from <https://data.census.gov/>

The 1920-1990 data are from the Census Bureau publication *Population of States and Counties of the United States: 1790 to 1990* available at: <https://www2.census.gov/library/publications/decennial/1990/population-of-states-and-counties-us-1790-1990/population-of-states-and-counties-of-the-united-states-1790-1990.pdf>

Kentucky: By The Numbers is an Extension program in the Department of Community and Leadership Development at the University of Kentucky. For more information contact your local Cooperative Extension office or Dr. Julie N. Zimmerman, Professor of Rural Sociology, Department of Community and Leadership Development, 500 Garrigus Building, University of Kentucky, Lexington, KY 40546-0215. email: jzimm@uky.edu. The entire series is online at <http://kybtn.ca.uky.edu>



Educational programs of Kentucky Cooperative Extension serve all people regardless of economic or social status and will not discriminate on the basis of race, color, ethnic origin, national origin, creed, religion, political belief, sex, sexual orientation, gender identity, gender expression, pregnancy, marital status, genetic information, age, veteran status, or physical or mental disability. UNIVERSITY OF KENTUCKY, KENTUCKY STATE UNIVERSITY, U.S. DEPARTMENT OF AGRICULTURE, AND KENTUCKY COUNTIES, COOPERATING



100 Years of Population 1920-2020



Hardin County

Julie N. Zimmerman and AnaLiese Mitchell
Department of Community and Leadership Development
June, 2023

Kentucky: By The Numbers
<http://kybtn.ca.uky.edu>

Every 10 years, the U.S. Census Bureau conducts the Decennial Census. This is a count of all inhabitants in the United States. Required by the U.S. Constitution, it was first conducted in 1790. Over the decades, the Decennial Census has seen many changes. Most recently, the Census Bureau created the option to respond online.

To see the self-response rate (how many responded online or by phone/mail) for your county, visit the **2020 Census Response Rate Map** at:

<https://www.census.gov/library/visualizations/interactive/2020-census-self-response-rates-map.html>

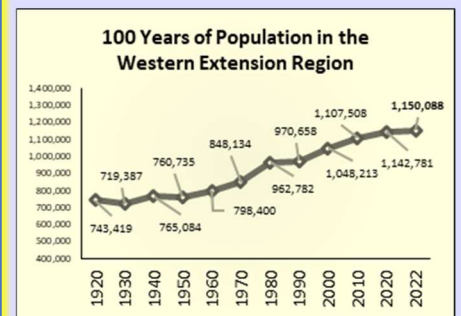
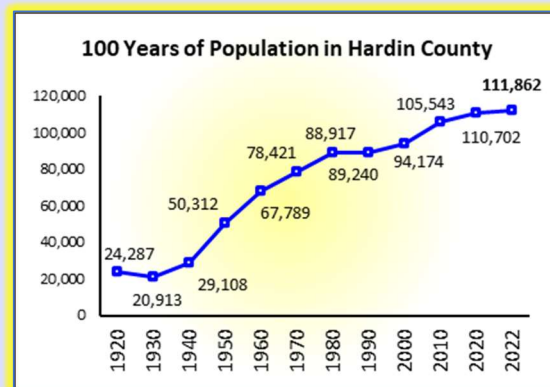
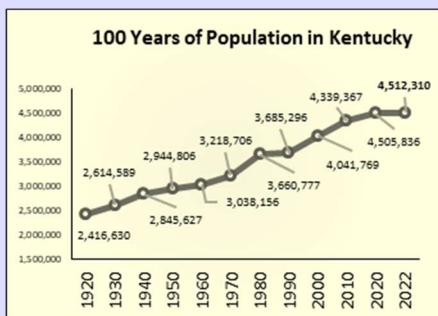
The **official population counts** are from the **Decennial Census** or the Census Bureau's **population estimates**.

(While population data are available from the **American Community Survey**, they are **NOT** the official population figures.)

To find out more about the history and changes in the Decennial Census, go to: https://www.census.gov/history/www/through_the_decades/overview/

The Kentucky: By The Numbers Program provides resources, training, and assistance in finding and using publicly available secondary data. Access to these and other resources are available at: <http://kybtn.ca.uky.edu>

Total Population	Hardin County	West Extension Region	Kentucky
1920 Census	24,287	743,419	2,416,630
1930 Census	20,913	719,387	2,614,589
1940 Census	29,108	765,084	2,845,627
1950 Census	50,312	760,735	2,944,806
1960 Census	67,789	798,400	3,038,156
1970 Census	78,421	848,134	3,218,706
1980 Census	88,917	962,782	3,660,777
1990 Census	89,240	970,658	3,685,296
2000 Census	94,174	1,048,213	4,041,769
2010 Census	105,543	1,107,508	4,339,367
2020 Census	110,702	1,142,781	4,505,836
2022 Population Estimate	111,862	1,150,088	4,512,310



Data from the 2010 and 2020 Censuses and the 2022 Population Estimates are from <https://data.census.gov/>

The 1920-1990 data are from the Census Bureau publication *Population of States and Counties of the United States: 1790 to 1990* available at: <https://www2.census.gov/library/publications/decennial/1990/population-of-states-and-counties-us-1790-1990/population-of-states-and-counties-of-the-united-states-1790-1990.pdf>

Kentucky: By The Numbers is an Extension program in the Department of Community and Leadership Development at the University of Kentucky. For more information contact your local Cooperative Extension office or Dr. Julie N. Zimmerman, Professor of Rural Sociology, Department of Community and Leadership Development, 500 Garrigus Building, University of Kentucky, Lexington, KY 40546-0215. email: jzimm@uky.edu. The entire series is online at <http://kybtn.ca.uky.edu>



Educational programs of Kentucky Cooperative Extension serve all people regardless of economic or social status and will not discriminate on the basis of race, color, ethnic origin, national origin, creed, religion, political belief, sex, sexual orientation, gender identity, gender expression, pregnancy, marital status, genetic information, age, veteran status, or physical or mental disability. UNIVERSITY OF KENTUCKY, KENTUCKY STATE UNIVERSITY, U.S. DEPARTMENT OF AGRICULTURE, AND KENTUCKY COUNTIES, COOPERATING



<http://kybtn.ca.uky.edu>

100 Years of Population 1920-2020

Hart County

Julie N. Zimmerman and AnaLiese Mitchell
Department of Community and Leadership Development
June, 2023



Kentucky: By The Numbers
<http://kybtn.ca.uky.edu>

Every 10 years, the U.S. Census Bureau conducts the Decennial Census. This is a count of all inhabitants in the United States. Required by the U.S. Constitution, it was first conducted in 1790. Over the decades, the Decennial Census has seen many changes. Most recently, the Census Bureau created the option to respond online.

To see the self-response rate (how many responded online or by phone/mail) for your county, visit the **2020 Census Response Rate Map** at:

<https://www.census.gov/library/visualizations/interactive/2020-census-self-response-rates-map.html>

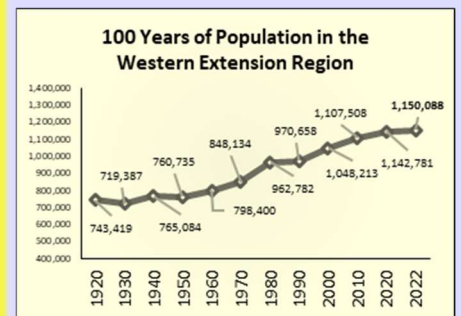
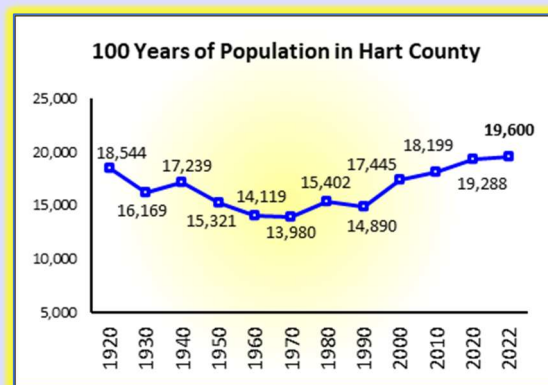
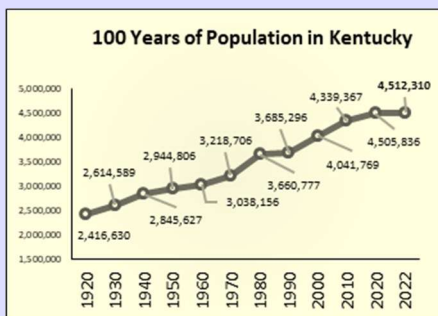
The **official population counts** are from the **Decennial Census** or the Census Bureau's **population estimates**.

(While population data are available from the **American Community Survey**, they are **NOT** the official population figures.)

To find out more about the history and changes in the Decennial Census, go to: https://www.census.gov/history/www/through_the_decades/overview/

The Kentucky: By The Numbers Program provides resources, training, and assistance in finding and using publicly available secondary data. Access to these and other resources are available at: <http://kybtn.ca.uky.edu>

Total Population	Hart County	West Extension Region	Kentucky
1920 Census	18,544	743,419	2,416,630
1930 Census	16,169	719,387	2,614,589
1940 Census	17,239	765,084	2,845,627
1950 Census	15,321	760,735	2,944,806
1960 Census	14,119	798,400	3,038,156
1970 Census	13,980	848,134	3,218,706
1980 Census	15,402	962,782	3,685,296
1990 Census	14,890	970,658	3,660,777
2000 Census	17,445	1,048,213	4,041,769
2010 Census	18,199	1,107,508	4,339,367
2020 Census	19,288	1,142,781	4,505,836
2022 Population Estimate	19,600	1,150,088	4,512,310



Data from the 2010 and 2020 Censuses and the 2022 Population Estimates are from <https://data.census.gov/>

The 1920-1990 data are from the Census Bureau publication *Population of States and Counties of the United States: 1790 to 1990* available at: <https://www2.census.gov/library/publications/decennial/1990/population-of-states-and-counties-us-1790-1990/population-of-states-and-counties-of-the-united-states-1790-1990.pdf>

Kentucky: By The Numbers is an Extension program in the Department of Community and Leadership Development at the University of Kentucky. For more information contact your local Cooperative Extension office or Dr. Julie N. Zimmerman, Professor of Rural Sociology, Department of Community and Leadership Development, 500 Garrigus Building, University of Kentucky, Lexington, KY 40546-0215. email: jzimm@uky.edu. The entire series is online at <http://kybtn.ca.uky.edu>



Educational programs of Kentucky Cooperative Extension serve all people regardless of economic or social status and will not discriminate on the basis of race, color, ethnic origin, national origin, creed, religion, political belief, sex, sexual orientation, gender identity, gender expression, pregnancy, marital status, genetic information, age, veteran status, or physical or mental disability. UNIVERSITY OF KENTUCKY, KENTUCKY STATE UNIVERSITY, U.S. DEPARTMENT OF AGRICULTURE, AND KENTUCKY COUNTIES, COOPERATING



100 Years of Population 1920-2020



Henderson County

Julie N. Zimmerman and AnaLiese Mitchell
Department of Community and Leadership Development
June, 2023

Kentucky: By The Numbers
<http://kybtn.ca.uky.edu>

Every 10 years, the U.S. Census Bureau conducts the Decennial Census. This is a count of all inhabitants in the United States. Required by the U.S. Constitution, it was first conducted in 1790. Over the decades, the Decennial Census has seen many changes. Most recently, the Census Bureau created the option to respond online.

To see the self-response rate (how many responded online or by phone/mail) for your county, visit the **2020 Census Response Rate Map** at:

<https://www.census.gov/library/visualizations/interactive/2020-census-self-response-rates-map.html>

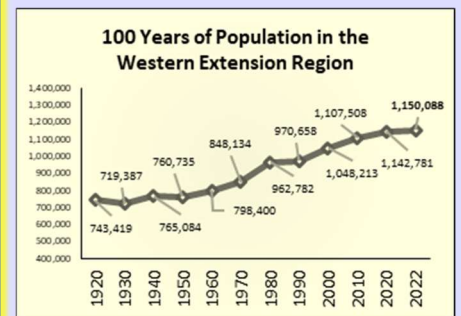
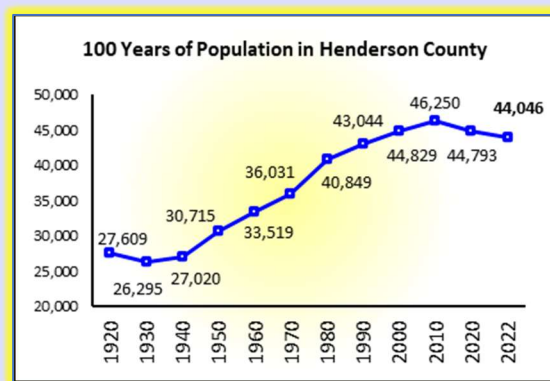
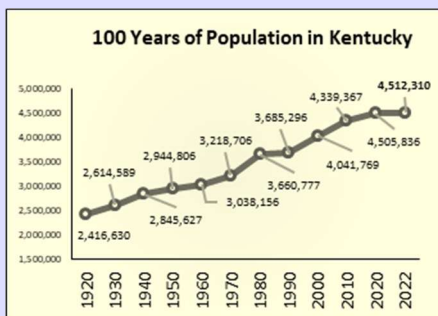
The **official population counts** are from the **Decennial Census** or the Census Bureau's **population estimates**.

(While population data are available from the **American Community Survey**, they are **NOT** the official population figures.)

To find out more about the history and changes in the Decennial Census, go to: https://www.census.gov/history/www/through_the_decades/overview/

The Kentucky: By The Numbers Program provides resources, training, and assistance in finding and using publicly available secondary data. Access to these and other resources are available at: <http://kybtn.ca.uky.edu>

Total Population	Henderson County	West Extension Region	Kentucky
1920 Census	27,609	743,419	2,416,630
1930 Census	26,295	719,387	2,614,589
1940 Census	27,020	765,084	2,845,627
1950 Census	30,715	760,735	2,944,806
1960 Census	33,519	798,400	3,038,156
1970 Census	36,031	848,134	3,218,706
1980 Census	40,849	962,782	3,660,777
1990 Census	43,044	970,658	3,685,296
2000 Census	44,829	1,048,213	4,041,769
2010 Census	46,250	1,107,508	4,339,367
2020 Census	44,793	1,142,781	4,505,836
2022 Population Estimate	44,046	1,150,088	4,512,310



Data from the 2010 and 2020 Censuses and the 2022 Population Estimates are from <https://data.census.gov/>

The 1920-1990 data are from the Census Bureau publication *Population of States and Counties of the United States: 1790 to 1990* available at: <https://www2.census.gov/library/publications/decennial/1990/population-of-states-and-counties-us-1790-1990/population-of-states-and-counties-of-the-united-states-1790-1990.pdf>

Kentucky: By The Numbers is an Extension program in the Department of Community and Leadership Development at the University of Kentucky. For more information contact your local Cooperative Extension office or Dr. Julie N. Zimmerman, Professor of Rural Sociology, Department of Community and Leadership Development, 500 Garrigus Building, University of Kentucky, Lexington, KY 40546-0215. email: jzimm@uky.edu. The entire series is online at <http://kybtn.ca.uky.edu>



Educational programs of Kentucky Cooperative Extension serve all people regardless of economic or social status and will not discriminate on the basis of race, color, ethnic origin, national origin, creed, religion, political belief, sex, sexual orientation, gender identity, gender expression, pregnancy, marital status, genetic information, age, veteran status, or physical or mental disability. UNIVERSITY OF KENTUCKY, KENTUCKY STATE UNIVERSITY, U.S. DEPARTMENT OF AGRICULTURE, AND KENTUCKY COUNTIES, COOPERATING



100 Years of Population 1920-2020



Hickman County

Julie N. Zimmerman and AnaLiese Mitchell
Department of Community and Leadership Development
June, 2023

Kentucky: By The Numbers
<http://kybtn.ca.uky.edu>

Every 10 years, the U.S. Census Bureau conducts the Decennial Census. This is a count of all inhabitants in the United States. Required by the U.S. Constitution, it was first conducted in 1790. Over the decades, the Decennial Census has seen many changes. Most recently, the Census Bureau created the option to respond online.

To see the self-response rate (how many responded online or by phone/mail) for your county, visit the **2020 Census Response Rate Map** at:

<https://www.census.gov/library/visualizations/interactive/2020-census-self-response-rates-map.html>

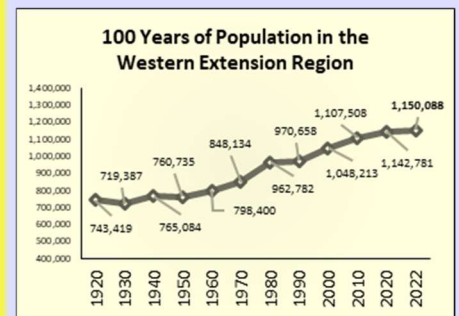
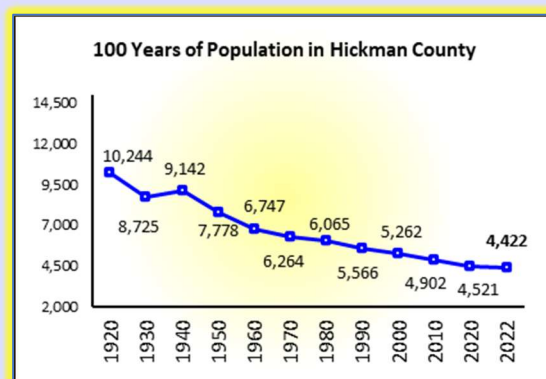
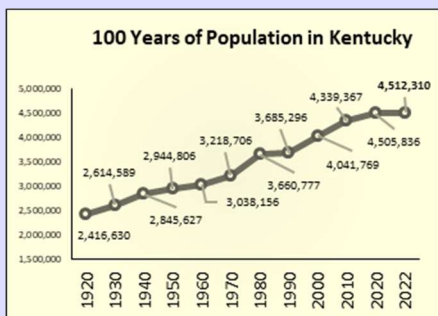
The **official population counts** are from the **Decennial Census** or the Census Bureau's **population estimates**.

(While population data are available from the **American Community Survey**, they are **NOT** the official population figures.)

To find out more about the history and changes in the Decennial Census, go to: https://www.census.gov/history/www/through_the_decades/overview/

The Kentucky: By The Numbers Program provides resources, training, and assistance in finding and using publicly available secondary data. Access to these and other resources are available at: <http://kybtn.ca.uky.edu>

Total Population	Hickman County	West Extension Region	Kentucky
1920 Census	10,244	743,419	2,416,630
1930 Census	8,725	719,387	2,614,589
1940 Census	9,142	765,084	2,845,627
1950 Census	7,778	760,735	2,944,806
1960 Census	6,747	798,400	3,038,156
1970 Census	6,264	848,134	3,218,706
1980 Census	6,065	962,782	3,660,777
1990 Census	5,566	970,658	3,685,296
2000 Census	5,262	1,048,213	4,041,769
2010 Census	4,902	1,107,508	4,339,367
2020 Census	4,521	1,142,781	4,505,836
2022 Population Estimate	4,422	1,150,088	4,512,310



Data from the 2010 and 2020 Censuses and the 2022 Population Estimates are from <https://data.census.gov/>

The 1920-1990 data are from the Census Bureau publication *Population of States and Counties of the United States: 1790 to 1990* available at: <https://www2.census.gov/library/publications/decennial/1990/population-of-states-and-counties-us-1790-1990/population-of-states-and-counties-of-the-united-states-1790-1990.pdf>

Kentucky: By The Numbers is an Extension program in the Department of Community and Leadership Development at the University of Kentucky. For more information contact your local Cooperative Extension office or Dr. Julie N. Zimmerman, Professor of Rural Sociology, Department of Community and Leadership Development, 500 Garrigus Building, University of Kentucky, Lexington, KY 40546-0215. email: jzimm@uky.edu. The entire series is online at <http://kybtn.ca.uky.edu>



Educational programs of Kentucky Cooperative Extension serve all people regardless of economic or social status and will not discriminate on the basis of race, color, ethnic origin, national origin, creed, religion, political belief, sex, sexual orientation, gender identity, gender expression, pregnancy, marital status, genetic information, age, veteran status, or physical or mental disability. UNIVERSITY OF KENTUCKY, KENTUCKY STATE UNIVERSITY, U.S. DEPARTMENT OF AGRICULTURE, AND KENTUCKY COUNTIES, COOPERATING