



100 Years of Population 1920-2020



Greenup County

Julie N. Zimmerman and AnaLiese Mitchell
Department of Community and Leadership Development
June, 2023

Kentucky: By The Numbers
<http://kybtn.ca.uky.edu>

Every 10 years, the U.S. Census Bureau conducts the Decennial Census. This is a count of all inhabitants in the United States. Required by the U.S. Constitution, it was first conducted in 1790. Over the decades, the Decennial Census has seen many changes. Most recently, the Census Bureau created the option to respond online.

To see the self-response rate (how many responded online or by phone/mail) for your county, visit the **2020 Census Response Rate Map** at:

<https://www.census.gov/library/visualizations/interactive/2020-census-self-response-rates-map.html>

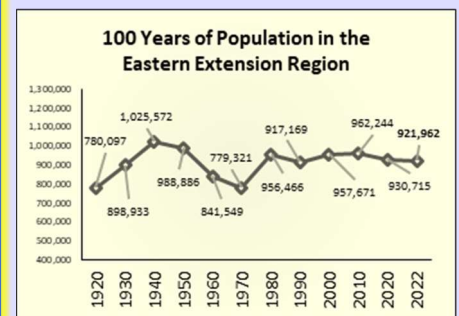
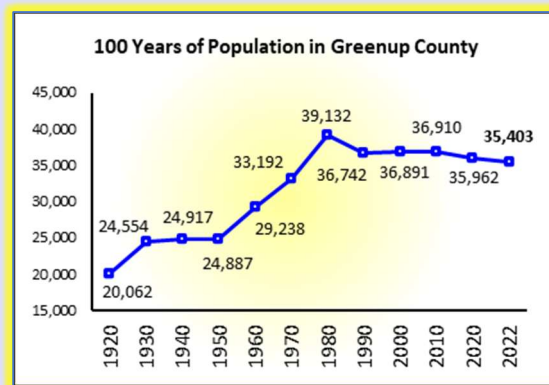
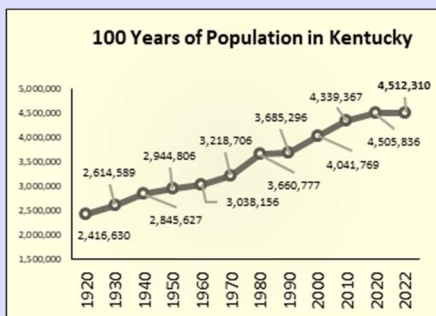
The **official population counts** are from the **Decennial Census** or the Census Bureau's **population estimates**.

(While population data are available from the **American Community Survey**, they are **NOT** the official population figures.)

To find out more about the history and changes in the Decennial Census, go to: https://www.census.gov/history/www/through_the_decades/overview/

The Kentucky: By The Numbers Program provides resources, training, and assistance in finding and using publicly available secondary data. Access to these and other resources are available at: <http://kybtn.ca.uky.edu>

Total Population	Greenup County	East Extension Region	Kentucky
1920 Census	20,062	780,097	2,416,630
1930 Census	24,554	898,933	2,614,589
1940 Census	24,917	1,025,572	2,845,627
1950 Census	24,887	988,886	2,944,806
1960 Census	29,238	841,549	3,038,156
1970 Census	33,192	779,321	3,218,706
1980 Census	39,132	956,466	3,660,777
1990 Census	36,742	917,169	3,685,296
2000 Census	36,891	957,671	4,041,769
2010 Census	36,910	962,244	4,339,367
2020 Census	35,962	930,715	4,505,836
2022 Population Estimate	35,403	921,962	4,512,310



Data from the 2010 and 2020 Censuses and the 2022 Population Estimates are from <https://data.census.gov/>

The 1920-1990 data are from the Census Bureau publication *Population of States and Counties of the United States: 1790 to 1990* available at: <https://www2.census.gov/library/publications/decennial/1990/population-of-states-and-counties-us-1790-1990/population-of-states-and-counties-of-the-united-states-1790-1990.pdf>

Kentucky: By The Numbers is an Extension program in the Department of Community and Leadership Development at the University of Kentucky. For more information contact your local Cooperative Extension office or Dr. Julie N. Zimmerman, Professor of Rural Sociology, Department of Community and Leadership Development, 500 Garrigus Building, University of Kentucky, Lexington, KY 40546-0215. email: jzimm@uky.edu. The entire series is online at <http://kybtn.ca.uky.edu>



Educational programs of Kentucky Cooperative Extension serve all people regardless of economic or social status and will not discriminate on the basis of race, color, ethnic origin, national origin, creed, religion, political belief, sex, sexual orientation, gender identity, gender expression, pregnancy, marital status, genetic information, age, veteran status, or physical or mental disability. UNIVERSITY OF KENTUCKY, KENTUCKY STATE UNIVERSITY, U.S. DEPARTMENT OF AGRICULTURE, AND KENTUCKY COUNTIES, COOPERATING



100 Years of Population 1920-2020



Harlan County

Julie N. Zimmerman and AnaLiese Mitchell
Department of Community and Leadership Development
June, 2023

Kentucky: By The Numbers
<http://kybtn.ca.uky.edu>

Every 10 years, the U.S. Census Bureau conducts the Decennial Census. This is a count of all inhabitants in the United States. Required by the U.S. Constitution, it was first conducted in 1790. Over the decades, the Decennial Census has seen many changes. Most recently, the Census Bureau created the option to respond online.

To see the self-response rate (how many responded online or by phone/mail) for your county, visit the **2020 Census Response Rate Map** at:

<https://www.census.gov/library/visualizations/interactive/2020-census-self-response-rates-map.html>

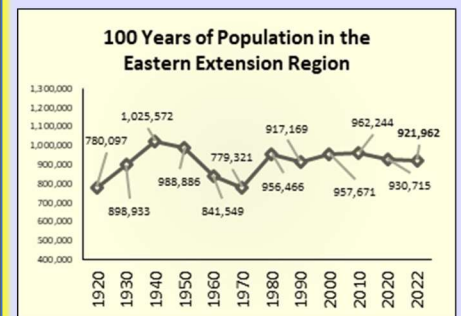
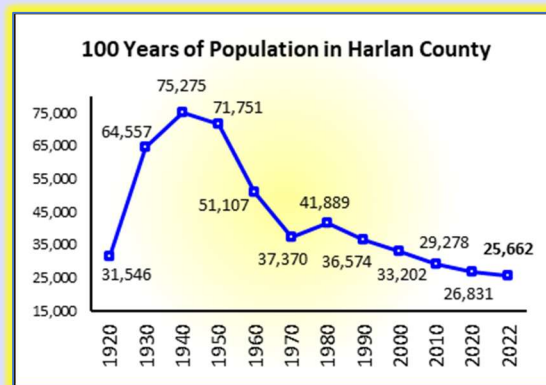
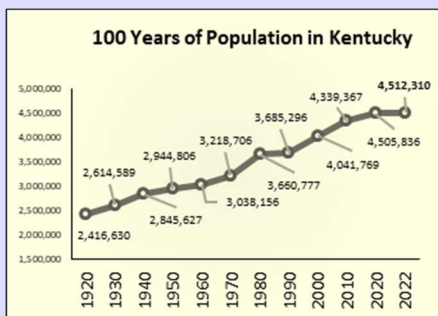
The **official population counts** are from the **Decennial Census** or the Census Bureau's **population estimates**.

(While population data are available from the **American Community Survey**, they are **NOT** the official population figures.)

To find out more about the history and changes in the Decennial Census, go to: https://www.census.gov/history/www/through_the_decades/overview/

The Kentucky: By The Numbers Program provides resources, training, and assistance in finding and using publicly available secondary data. Access to these and other resources are available at: <http://kybtn.ca.uky.edu>

Total Population	Harlan County	East Extension Region	Kentucky
1920 Census	31,546	780,097	2,416,630
1930 Census	64,557	898,933	2,614,589
1940 Census	75,275	1,025,572	2,845,627
1950 Census	71,751	988,886	2,944,806
1960 Census	51,107	841,549	3,038,156
1970 Census	37,370	779,321	3,218,706
1980 Census	41,889	956,466	3,685,296
1990 Census	36,574	917,169	4,041,769
2000 Census	33,202	957,671	4,512,310
2010 Census	29,278	962,244	4,339,367
2020 Census	26,831	930,715	4,505,836
2022 Population Estimate	25,662	921,962	4,512,310



Data from the 2010 and 2020 Censuses and the 2022 Population Estimates are from <https://data.census.gov/>

The 1920-1990 data are from the Census Bureau publication *Population of States and Counties of the United States: 1790 to 1990* available at: <https://www2.census.gov/library/publications/decennial/1990/population-of-states-and-counties-us-1790-1990/population-of-states-and-counties-of-the-united-states-1790-1990.pdf>

Kentucky: By The Numbers is an Extension program in the Department of Community and Leadership Development at the University of Kentucky. For more information contact your local Cooperative Extension office or Dr. Julie N. Zimmerman, Professor of Rural Sociology, Department of Community and Leadership Development, 500 Garrigus Building, University of Kentucky, Lexington, KY 40546-0215. email: jzimm@uky.edu. The entire series is online at <http://kybtn.ca.uky.edu>



Educational programs of Kentucky Cooperative Extension serve all people regardless of economic or social status and will not discriminate on the basis of race, color, ethnic origin, national origin, creed, religion, political belief, sex, sexual orientation, gender identity, gender expression, pregnancy, marital status, genetic information, age, veteran status, or physical or mental disability. UNIVERSITY OF KENTUCKY, KENTUCKY STATE UNIVERSITY, U.S. DEPARTMENT OF AGRICULTURE, AND KENTUCKY COUNTIES, COOPERATING



100 Years of Population 1920-2020



Jackson County

Julie N. Zimmerman and AnaLiese Mitchell
Department of Community and Leadership Development
June, 2023

Kentucky: By The Numbers
<http://kybtn.ca.uky.edu>

Every 10 years, the U.S. Census Bureau conducts the Decennial Census. This is a count of all inhabitants in the United States. Required by the U.S. Constitution, it was first conducted in 1790. Over the decades, the Decennial Census has seen many changes. Most recently, the Census Bureau created the option to respond online.

To see the self-response rate (how many responded online or by phone/mail) for your county, visit the **2020 Census Response Rate Map** at:

<https://www.census.gov/library/visualizations/interactive/2020-census-self-response-rates-map.html>

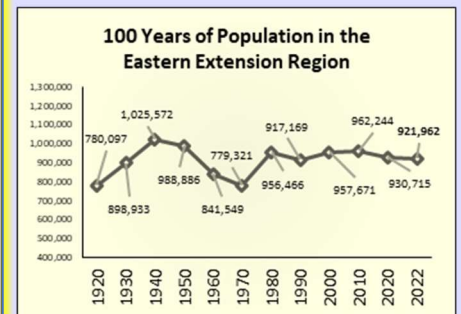
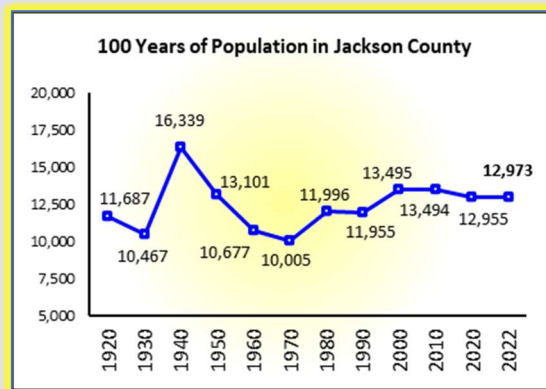
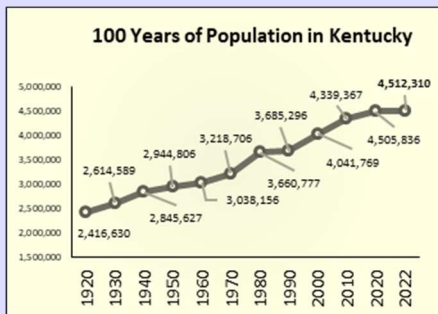
The **official population counts** are from the **Decennial Census** or the Census Bureau's **population estimates**.

(While population data are available from the **American Community Survey**, they are **NOT** the official population figures.)

To find out more about the history and changes in the Decennial Census, go to: https://www.census.gov/history/www/through_the_decades/overview/

The Kentucky: By The Numbers Program provides resources, training, and assistance in finding and using publicly available secondary data. Access to these and other resources are available at: <http://kybtn.ca.uky.edu>

Total Population	Jackson County	East Extension Region	Kentucky
1920 Census	11,687	780,097	2,416,630
1930 Census	10,467	898,933	2,614,589
1940 Census	16,339	1,025,572	2,845,627
1950 Census	13,101	988,886	2,944,806
1960 Census	10,677	841,549	3,038,156
1970 Census	10,005	779,321	3,218,706
1980 Census	11,996	956,466	3,660,777
1990 Census	11,955	917,169	3,685,296
2000 Census	13,495	957,671	4,041,769
2010 Census	13,494	962,244	4,339,367
2020 Census	12,955	930,715	4,505,836
2022 Population Estimate	12,973	921,962	4,512,310



Data from the 2010 and 2020 Censuses and the 2022 Population Estimates are from <https://data.census.gov/>

The 1920-1990 data are from the Census Bureau publication *Population of States and Counties of the United States: 1790 to 1990* available at: <https://www2.census.gov/library/publications/decennial/1990/population-of-states-and-counties-us-1790-1990/population-of-states-and-counties-of-the-united-states-1790-1990.pdf>

Kentucky: By The Numbers is an Extension program in the Department of Community and Leadership Development at the University of Kentucky. For more information contact your local Cooperative Extension office or Dr. Julie N. Zimmerman, Professor of Rural Sociology, Department of Community and Leadership Development, 500 Garrigus Building, University of Kentucky, Lexington, KY 40546-0215. email: jzimm@uky.edu. The entire series is online at <http://kybtn.ca.uky.edu>



Educational programs of Kentucky Cooperative Extension serve all people regardless of economic or social status and will not discriminate on the basis of race, color, ethnic origin, national origin, creed, religion, political belief, sex, sexual orientation, gender identity, gender expression, pregnancy, marital status, genetic information, age, veteran status, or physical or mental disability. UNIVERSITY OF KENTUCKY, KENTUCKY STATE UNIVERSITY, U.S. DEPARTMENT OF AGRICULTURE, AND KENTUCKY COUNTIES, COOPERATING



100 Years of Population 1920-2020



Johnson County

Julie N. Zimmerman and AnaLiese Mitchell
Department of Community and Leadership Development
June, 2023

Kentucky: By The Numbers
<http://kybtn.ca.uky.edu>

Every 10 years, the U.S. Census Bureau conducts the Decennial Census. This is a count of all inhabitants in the United States. Required by the U.S. Constitution, it was first conducted in 1790. Over the decades, the Decennial Census has seen many changes. Most recently, the Census Bureau created the option to respond online.

To see the self-response rate (how many responded online or by phone/mail) for your county, visit the **2020 Census Response Rate Map** at:

<https://www.census.gov/library/visualizations/interactive/2020-census-self-response-rates-map.html>

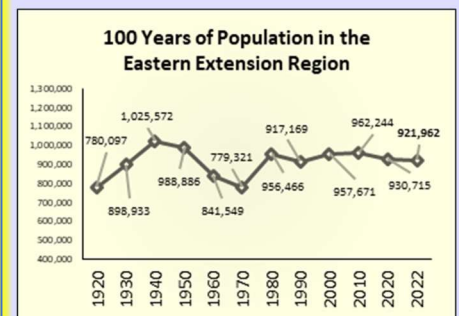
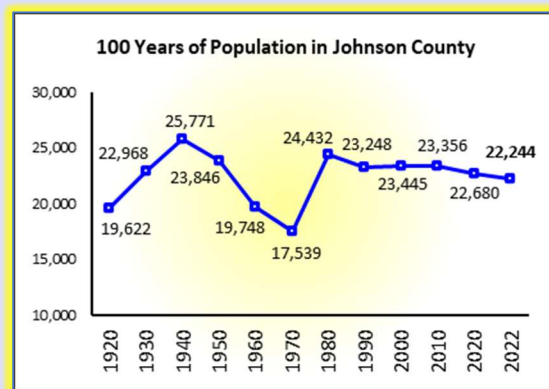
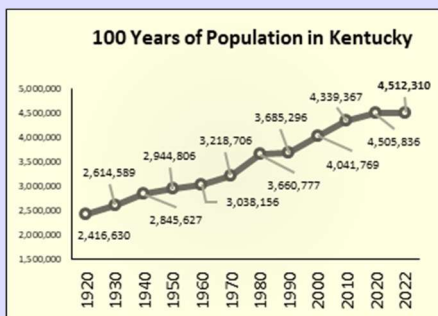
The **official population counts** are from the **Decennial Census** or the Census Bureau's **population estimates**.

(While population data are available from the **American Community Survey**, they are **NOT** the official population figures.)

To find out more about the history and changes in the Decennial Census, go to: https://www.census.gov/history/www/through_the_decades/overview/

The Kentucky: By The Numbers Program provides resources, training, and assistance in finding and using publicly available secondary data. Access to these and other resources are available at: <http://kybtn.ca.uky.edu>

Total Population	Johnson County	East Extension Region	Kentucky
1920 Census	19,622	780,097	2,416,630
1930 Census	22,968	898,933	2,614,589
1940 Census	25,771	1,025,572	2,845,627
1950 Census	23,846	988,886	2,944,806
1960 Census	19,748	841,549	3,038,156
1970 Census	17,539	779,321	3,218,706
1980 Census	24,432	956,466	3,660,777
1990 Census	23,248	917,169	3,685,296
2000 Census	23,445	957,671	4,041,769
2010 Census	23,356	962,244	4,339,367
2020 Census	22,680	930,715	4,505,836
2022 Population Estimate	22,244	921,962	4,512,310



Data from the 2010 and 2020 Censuses and the 2022 Population Estimates are from <https://data.census.gov/>

The 1920-1990 data are from the Census Bureau publication *Population of States and Counties of the United States: 1790 to 1990* available at: <https://www2.census.gov/library/publications/decennial/1990/population-of-states-and-counties-us-1790-1990/population-of-states-and-counties-of-the-united-states-1790-1990.pdf>

Kentucky: By The Numbers is an Extension program in the Department of Community and Leadership Development at the University of Kentucky. For more information contact your local Cooperative Extension office or Dr. Julie N. Zimmerman, Professor of Rural Sociology, Department of Community and Leadership Development, 500 Garrigus Building, University of Kentucky, Lexington, KY 40546-0215. email: jzimm@uky.edu. The entire series is online at <http://kybtn.ca.uky.edu>



Educational programs of Kentucky Cooperative Extension serve all people regardless of economic or social status and will not discriminate on the basis of race, color, ethnic origin, national origin, creed, religion, political belief, sex, sexual orientation, gender identity, gender expression, pregnancy, marital status, genetic information, age, veteran status, or physical or mental disability. UNIVERSITY OF KENTUCKY, KENTUCKY STATE UNIVERSITY, U.S. DEPARTMENT OF AGRICULTURE, AND KENTUCKY COUNTIES, COOPERATING



100 Years of Population 1920-2020



Knott County

Julie N. Zimmerman and AnaLiese Mitchell
Department of Community and Leadership Development
June, 2023

Kentucky: By The Numbers
<http://kybtn.ca.uky.edu>

Every 10 years, the U.S. Census Bureau conducts the Decennial Census. This is a count of all inhabitants in the United States. Required by the U.S. Constitution, it was first conducted in 1790. Over the decades, the Decennial Census has seen many changes. Most recently, the Census Bureau created the option to respond online.

To see the self-response rate (how many responded online or by phone/mail) for your county, visit the **2020 Census Response Rate Map** at:

<https://www.census.gov/library/visualizations/interactive/2020-census-self-response-rates-map.html>

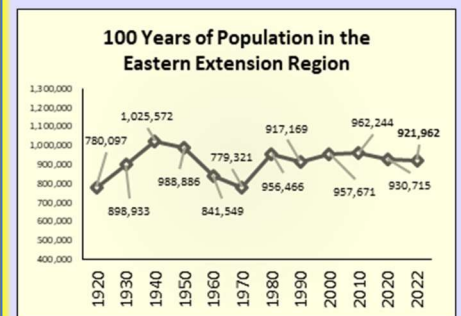
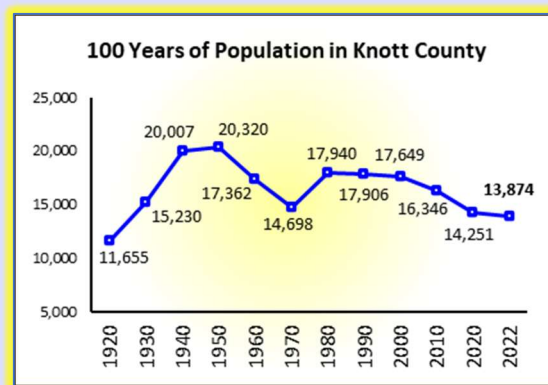
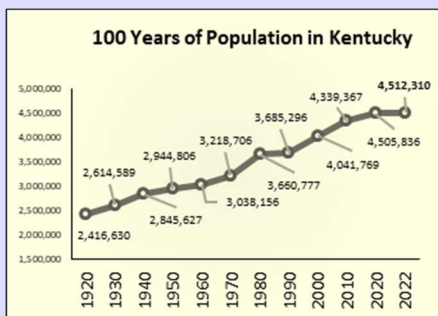
The **official population counts** are from the **Decennial Census** or the Census Bureau's **population estimates**.

(While population data are available from the **American Community Survey**, they are **NOT** the official population figures.)

To find out more about the history and changes in the Decennial Census, go to: https://www.census.gov/history/www/through_the_decades/overview/

The Kentucky: By The Numbers Program provides resources, training, and assistance in finding and using publicly available secondary data. Access to these and other resources are available at: <http://kybtn.ca.uky.edu>

Total Population	Knott County	East Extension Region	Kentucky
1920 Census	11,655	780,097	2,416,630
1930 Census	15,230	898,933	2,614,589
1940 Census	20,007	1,025,572	2,845,627
1950 Census	20,320	988,886	2,944,806
1960 Census	17,362	841,549	3,038,156
1970 Census	14,698	779,321	3,218,706
1980 Census	17,940	956,466	3,660,777
1990 Census	17,906	917,169	3,855,296
2000 Census	17,649	957,671	4,041,769
2010 Census	16,346	962,244	4,339,367
2020 Census	14,251	930,715	4,505,836
2022 Population Estimate	13,874	921,962	4,512,310



Data from the 2010 and 2020 Censuses and the 2022 Population Estimates are from <https://data.census.gov/>

The 1920-1990 data are from the Census Bureau publication *Population of States and Counties of the United States: 1790 to 1990* available at: <https://www2.census.gov/library/publications/decennial/1990/population-of-states-and-counties-us-1790-1990/population-of-states-and-counties-of-the-united-states-1790-1990.pdf>

Kentucky: By The Numbers is an Extension program in the Department of Community and Leadership Development at the University of Kentucky. For more information contact your local Cooperative Extension office or Dr. Julie N. Zimmerman, Professor of Rural Sociology, Department of Community and Leadership Development, 500 Garrigus Building, University of Kentucky, Lexington, KY 40546-0215. email: jzimm@uky.edu. The entire series is online at <http://kybtn.ca.uky.edu>



Educational programs of Kentucky Cooperative Extension serve all people regardless of economic or social status and will not discriminate on the basis of race, color, ethnic origin, national origin, creed, religion, political belief, sex, sexual orientation, gender identity, gender expression, pregnancy, marital status, genetic information, age, veteran status, or physical or mental disability. UNIVERSITY OF KENTUCKY, KENTUCKY STATE UNIVERSITY, U.S. DEPARTMENT OF AGRICULTURE, AND KENTUCKY COUNTIES, COOPERATING