



# Grandparents Living with Grandchildren Carroll County



Kentucky: By The Numbers  
<http://kybtn.ca.uky.edu>

Julie N. Zimmerman, Professor, Rural Sociology  
Amy Kostelic, Associate Professor, Adult Development and Aging.  
August, 2024

Nationally, 3.7% of households have a grandparent who is living with their grandchildren (called coresident). For some grandparents, living with their grandchildren means also being responsible for them. According to the 2022 American Community Survey (ACS) 5-year estimates, between 2017 and 2022 in Kentucky there were an estimated 51,247 (+/- 2,009) grandparents who both lived with and had responsibility for their grandchildren. Of these, around two thirds were women and about one quarter had an income that was below poverty.

For more on grandparents living with their grandchildren, see the Census Bureau's resources at:

<https://www.census.gov/library/publications/2024/demo/p20-588.html>

For help in understanding the margin of error (the number in parentheses), see "And Now for the Grain of Salt: Margins of Error and the American Community Survey" at <https://kybtn.ca.uky.edu/content/publications>

The Kentucky: By the Numbers provides resources and access to county data to support local decision making. The entire series is available at <http://kybtn.ca.uky.edu>.

	<b>County</b>	
	2017-2022 5-year Estimate	Margin of Error (MOE)
<b>Number of grandparents living with own grandchildren under 18 years</b>	<b>536</b>	<b>(+/- 180)</b>
Grandparents living with own grandchildren under 18 years <u>and responsible for grandchildren</u>	303	(+/- 129)
Grandparent ages 30-59	167	(+/- 96)
Grandparent ages 60 and over	136	(+/- 71)
<b>Percent of grandparents living with <u>and responsible</u> for grandchildren who are...</b>		
... female	46.5%	(+/- 11.0%)
... male	53.5%	(+/- 11.0%)
<b>... ages 30-59</b>		
... female	62.9%	(+/- 13.9%)
... male	37.1%	(+/- 13.9%)
<b>... ages 60 and over</b>		
... female	26.5%	(+/- 20.0%)
... male	73.5%	(+/- 20.0%)
... in the labor force	57.4%	(+/- 17.8%)
... with income in the past 12 months that was below poverty level	42.6%	(+/- 24.1%)
... with no parent of grandchildren present	44.2%	(+/- 24.0%)

These data are from Table S1002 from the 2022 American Community Survey 5-year estimates.

Additional data are available at: <https://data.census.gov>

~ American Community Survey ~

# Grandparents Living with Grandchildren Carroll County



<http://kybtn.ca.uky.edu>



Kentucky: By The Numbers  
<http://kybtn.ca.uky.edu>

Julie N. Zimmerman, Professor, Rural Sociology  
Amy Kostelic, Associate Professor Adult Development and Aging.  
August, 2024

The Kentucky: By the Numbers provides resources and access to county data to support local decision making. The entire series is available at <http://kybtn.ca.uky.edu>.

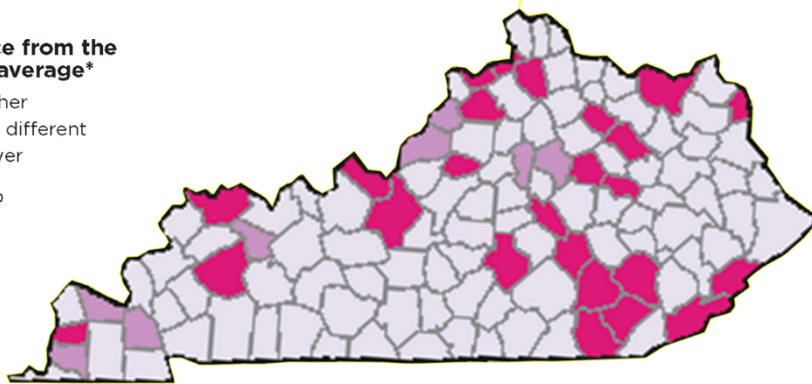
## Percentage of Population 30 Years Old and Over Living with Grandchildren: 2017-2021

American Community Survey 5-year estimates

Difference from the national average\*

- Higher
- Not different
- Lower

U.S. = 3.6%



\* Difference from the national average is significant at the 90 percent confidence level.

Map Source: Grandparents and their Coresident Grandchildren: 2021. U.S. Census Bureau. Pg. 7

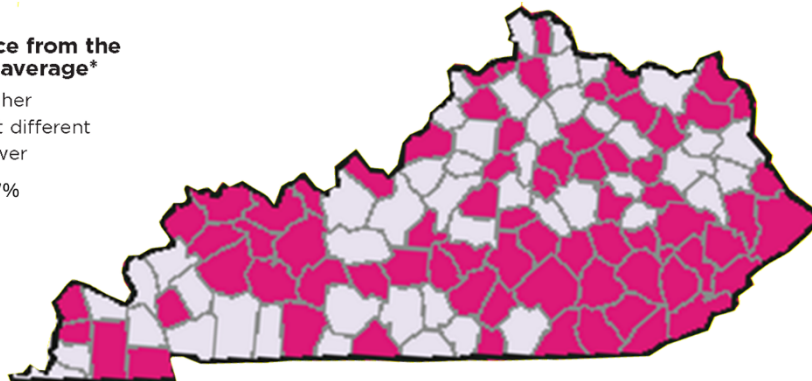
## Percentage of Population Living with Grandchildren Who Are Responsible for Their Coresident Grandchildren: 2017-2021

American Community Survey 5-year estimates

Difference from the national average\*

- Higher
- Not different
- Lower

U.S. = 32.7%



\* Difference from the national average is significant at the 90 percent confidence level.

Map Source: Grandparents and their Coresident Grandchildren: 2021. U.S. Census Bureau. Pg. 8.

Kentucky: By The Numbers is an Extension program in the Department of Community and Leadership Development at the University of Kentucky. For more information contact your local Cooperative Extension office or Dr. Julie N. Zimmerman, Professor of Rural Sociology, Department of Community and Leadership Development, 500 Garrigus Building, University of Kentucky, Lexington, KY 40546-0215. email: [izimm@uky.edu](mailto:izimm@uky.edu). The entire series is online at <http://kybtn.ca.uky.edu>

### Cooperative Extension Service

Agriculture and Natural Resources  
Family and Consumer Sciences  
4-H Youth Development  
Community and Economic Development

### MARTIN-GATTON COLLEGE OF AGRICULTURE, FOOD AND ENVIRONMENT

Educational programs of Kentucky Cooperative Extension serve all people regardless of economic or social status and will not discriminate on the basis of race, color, ethnic origin, national origin, creed, religion, political belief, sex, sexual orientation, gender identity, gender expression, pregnancy, marital status, genetic information, age, veteran status, physical or mental disability or reprisal or retaliation for prior civil rights activity. Reasonable accommodation of disability may be available with prior notice. Program information may be available in languages other than English. University of Kentucky, Kentucky State University, U.S. Department of Agriculture, and Kentucky Counties, Cooperating.

Lexington, KY 40506



Disabilities  
accommodated  
with prior notification.



# Grandparents Living with Grandchildren Carter County



Kentucky: By The Numbers  
<http://kybtn.ca.uky.edu>

Julie N. Zimmerman, Professor, Rural Sociology  
Amy Kostelic, Associate Professor, Adult Development and Aging.  
August, 2024

Nationally, 3.7% of households have a grandparent who is living with their grandchildren (called coresident). For some grandparents, living with their grandchildren means also being responsible for them. According to the 2022 American Community Survey (ACS) 5-year estimates, between 2017 and 2022 in Kentucky there were an estimated 51,247 (+/- 2,009) grandparents who both lived with and had responsibility for their grandchildren. Of these, around two thirds were women and about one quarter had an income that was below poverty.

For more on grandparents living with their grandchildren, see the Census Bureau's resources at:

<https://www.census.gov/library/publications/2024/demo/p20-588.html>

For help in understanding the margin of error (the number in parentheses), see "And Now for the Grain of Salt: Margins of Error and the American Community Survey" at <https://kybtn.ca.uky.edu/content/publications>

The Kentucky: By the Numbers provides resources and access to county data to support local decision making. The entire series is available at <http://kybtn.ca.uky.edu>.

	<b>County</b>	
	2017-2022 5-year Estimate	Margin of Error (MOE)
<b>Number of grandparents living with own grandchildren under 18 years</b>	<b>760</b>	<b>(+/- 256)</b>
Grandparents living with own grandchildren under 18 years <b>and responsible for grandchildren</b>	412	(+/- 214)
Grandparent ages 30-59	363	(+/- 214)
Grandparent ages 60 and over	49	(+/- 51)
<b>Percent of grandparents living with <u>and responsible</u> for grandchildren who are...</b>		
... female	56.6%	(+/- 10.6%)
... male	43.4%	(+/- 10.6%)
<b>... ages 30-59</b>		
... female	56.2%	(+/- 11.7%)
... male	43.8%	(+/- 11.7%)
<b>... ages 60 and over</b>		
... female	59.2%	(+/- 20.6%)
... male	40.8%	(+/- 20.6%)
... in the labor force	50.2%	(+/- 26.2%)
... with income in the past 12 months that was below poverty level	15.0%	(+/- 15.8%)
... with no parent of grandchildren present	21.4%	(+/- 18.3%)

These data are from Table S1002 from the 2022 American Community Survey 5-year estimates.

Additional data are available at: <https://data.census.gov>

~ American Community Survey ~

# Grandparents Living with Grandchildren Carter County



<http://kybtn.ca.uky.edu>



Kentucky: By The Numbers  
<http://kybtn.ca.uky.edu>

Julie N. Zimmerman, Professor, Rural Sociology  
Amy Kostelic, Associate Professor Adult Development and Aging.  
August, 2024

The Kentucky: By the Numbers provides resources and access to county data to support local decision making. The entire series is available at <http://kybtn.ca.uky.edu>.

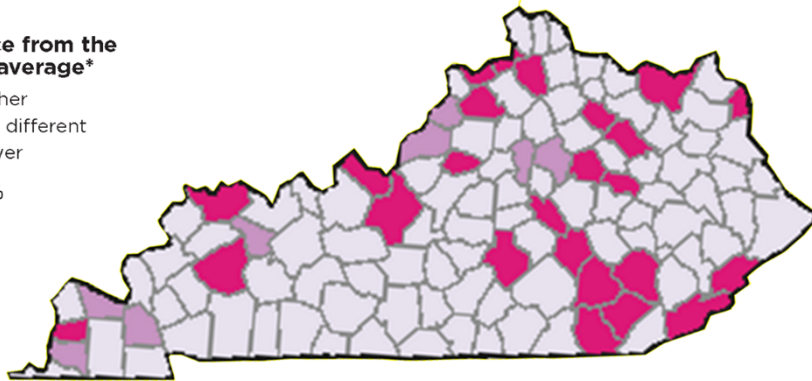
## Percentage of Population 30 Years Old and Over Living with Grandchildren: 2017-2021

American Community Survey 5-year estimates

Difference from the national average\*

- Higher
- Not different
- Lower

U.S. = 3.6%



\* Difference from the national average is significant at the 90 percent confidence level.

Map Source: Grandparents and their Coresident Grandchildren: 2021. U.S. Census Bureau. Pg. 7

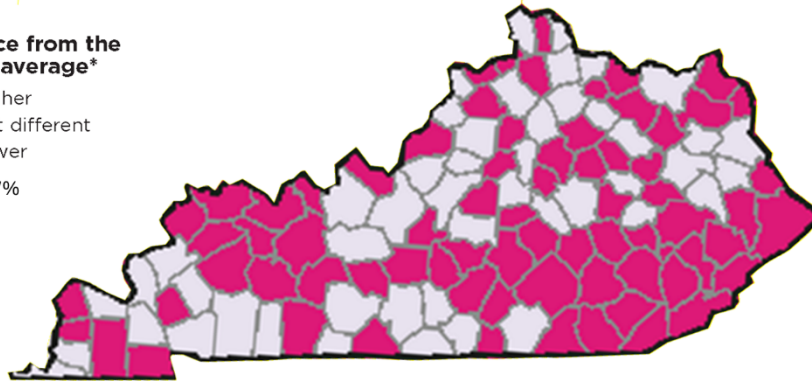
## Percentage of Population Living with Grandchildren Who Are Responsible for Their Coresident Grandchildren: 2017-2021

American Community Survey 5-year estimates

Difference from the national average\*

- Higher
- Not different
- Lower

U.S. = 32.7%



\* Difference from the national average is significant at the 90 percent confidence level.

Map Source: Grandparents and their Coresident Grandchildren: 2021. U.S. Census Bureau. Pg. 8.

Kentucky: By The Numbers is an Extension program in the Department of Community and Leadership Development at the University of Kentucky. For more information contact your local Cooperative Extension office or Dr. Julie N. Zimmerman, Professor of Rural Sociology, Department of Community and Leadership Development, 500 Garrigus Building, University of Kentucky, Lexington, KY 40546-0215. email: [izimm@uky.edu](mailto:izimm@uky.edu). The entire series is online at <http://kybtn.ca.uky.edu>

### Cooperative Extension Service

Agriculture and Natural Resources  
Family and Consumer Sciences  
4-H Youth Development  
Community and Economic Development

### MARTIN-GATTON COLLEGE OF AGRICULTURE, FOOD AND ENVIRONMENT

Educational programs of Kentucky Cooperative Extension serve all people regardless of economic or social status and will not discriminate on the basis of race, color, ethnic origin, national origin, creed, religion, political belief, sex, sexual orientation, gender identity, gender expression, pregnancy, marital status, genetic information, age, veteran status, physical or mental disability or reprisal or retaliation for prior civil rights activity. Reasonable accommodation of disability may be available with prior notice. Program information may be available in languages other than English. University of Kentucky, Kentucky State University, U.S. Department of Agriculture, and Kentucky Counties, Cooperating.

Lexington, KY 40506



Disabilities  
accommodated  
with prior notification.





# Grandparents Living with Grandchildren Casey County



Kentucky: By The Numbers  
<http://kybtn.ca.uky.edu>

Julie N. Zimmerman, Professor, Rural Sociology  
Amy Kostelic, Associate Professor, Adult Development and Aging.  
August, 2024

Nationally, 3.7% of households have a grandparent who is living with their grandchildren (called coresident). For some grandparents, living with their grandchildren means also being responsible for them. According to the 2022 American Community Survey (ACS) 5-year estimates, between 2017 and 2022 in Kentucky there were an estimated 51,247 (+/- 2,009) grandparents who both lived with and had responsibility for their grandchildren. Of these, around two thirds were women and about one quarter had an income that was below poverty.

For more on grandparents living with their grandchildren, see the Census Bureau's resources at:

<https://www.census.gov/library/publications/2024/demo/p20-588.html>

For help in understanding the margin of error (the number in parentheses), see "And Now for the Grain of Salt: Margins of Error and the American Community Survey" at <https://kybtn.ca.uky.edu/content/publications>

The Kentucky: By the Numbers provides resources and access to county data to support local decision making. The entire series is available at <http://kybtn.ca.uky.edu>.

	<b>County</b>	
	2017-2022 5-year Estimate	Margin of Error (MOE)
<b>Number of grandparents living with own grandchildren under 18 years</b>	<b>629</b>	<b>(+/- 195)</b>
Grandparents living with own grandchildren under 18 years <b>and responsible for grandchildren</b>	475	(+/- 189)
Grandparent ages 30-59	204	(+/- 124)
Grandparent ages 60 and over	271	(+/- 137)
<b>Percent of grandparents living with <u>and responsible</u> for grandchildren who are...</b>		
... female	63.8%	(+/- 10.8%)
... male	36.2%	(+/- 10.8%)
<b>... ages 30-59</b>		
... female	72.5%	(+/- 16.3%)
... male	27.5%	(+/- 16.3%)
<b>... ages 60 and over</b>		
... female	57.2%	(+/- 17.5%)
... male	42.8%	(+/- 17.5%)
... in the labor force	36.2%	(+/- 19.5%)
... with income in the past 12 months that was below poverty level	50.5%	(+/- 23.4%)
... with no parent of grandchildren present	33.5%	(+/- 18.0%)

These data are from Table S1002 from the 2022 American Community Survey 5-year estimates.

Additional data are available at: <https://data.census.gov>

~ American Community Survey ~

# Grandparents Living with Grandchildren Casey County



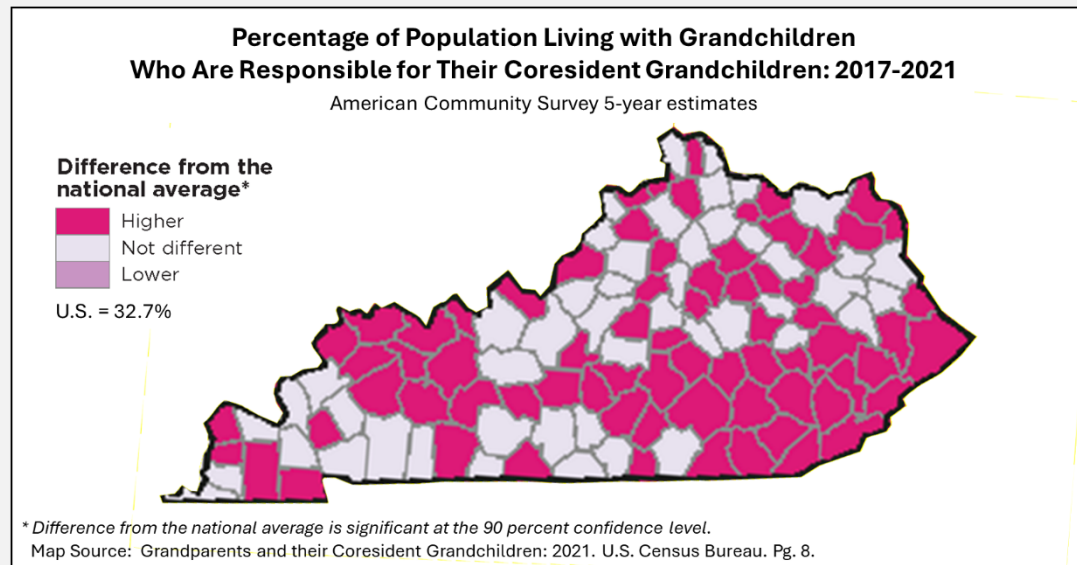
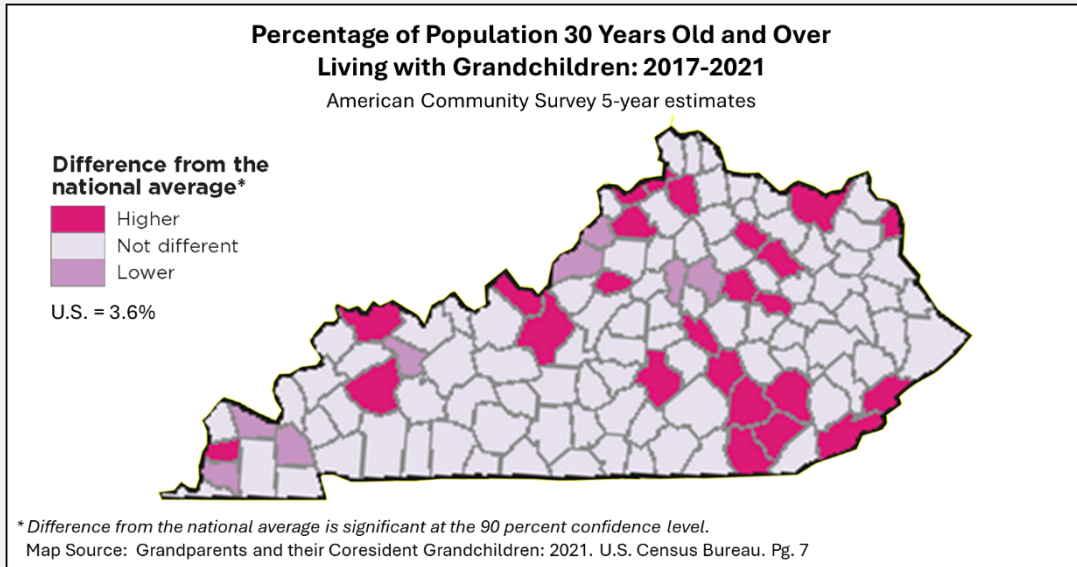
<http://kybtn.ca.uky.edu>



Kentucky: By The Numbers  
<http://kybtn.ca.uky.edu>

Julie N. Zimmerman, Professor, Rural Sociology  
Amy Kostelic, Associate Professor Adult Development and Aging.  
August, 2024

The Kentucky: By the Numbers provides resources and access to county data to support local decision making. The entire series is available at <http://kybtn.ca.uky.edu>.



Kentucky: By The Numbers is an Extension program in the Department of Community and Leadership Development at the University of Kentucky. For more information contact your local Cooperative Extension office or Dr. Julie N. Zimmerman, Professor of Rural Sociology, Department of Community and Leadership Development, 500 Garrigus Building, University of Kentucky, Lexington, KY 40546-0215. email: [izimm@uky.edu](mailto:izimm@uky.edu). The entire series is online at <http://kybtn.ca.uky.edu>

### Cooperative Extension Service

Agriculture and Natural Resources  
Family and Consumer Sciences  
4-H Youth Development  
Community and Economic Development

### MARTIN-GATTON COLLEGE OF AGRICULTURE, FOOD AND ENVIRONMENT

Educational programs of Kentucky Cooperative Extension serve all people regardless of economic or social status and will not discriminate on the basis of race, color, ethnic origin, national origin, creed, religion, political belief, sex, sexual orientation, gender identity, gender expression, pregnancy, marital status, genetic information, age, veteran status, physical or mental disability or reprisal or retaliation for prior civil rights activity. Reasonable accommodation of disability may be available with prior notice. Program information may be available in languages other than English.  
University of Kentucky, Kentucky State University, U.S. Department of Agriculture, and Kentucky Counties, Cooperating.  
Lexington, KY 40506



Disabilities  
accommodated  
with prior notification.



# Grandparents Living with Grandchildren Christian County



Kentucky: By The Numbers  
<http://kybtn.ca.uky.edu>

Julie N. Zimmerman, Professor, Rural Sociology  
Amy Kostelic, Associate Professor, Adult Development and Aging.  
August, 2024

Nationally, 3.7% of households have a grandparent who is living with their grandchildren (called coresident). For some grandparents, living with their grandchildren means also being responsible for them. According to the 2022 American Community Survey (ACS) 5-year estimates, between 2017 and 2022 in Kentucky there were an estimated 51,247 (+/- 2,009) grandparents who both lived with and had responsibility for their grandchildren. Of these, around two thirds were women and about one quarter had an income that was below poverty.

For more on grandparents living with their grandchildren, see the Census Bureau's resources at:

<https://www.census.gov/library/publications/2024/demo/p20-588.html>

For help in understanding the margin of error (the number in parentheses), see "And Now for the Grain of Salt: Margins of Error and the American Community Survey" at <https://kybtn.ca.uky.edu/content/publications>

The Kentucky: By the Numbers provides resources and access to county data to support local decision making. The entire series is available at <http://kybtn.ca.uky.edu>.

	<b>County</b>	
	2017-2022 5-year Estimate	Margin of Error (MOE)
<b>Number of grandparents living with own grandchildren under 18 years</b>	<b>1,293</b>	<b>(+/- 258)</b>
Grandparents living with own grandchildren under 18 years <b>and responsible for grandchildren</b>	478	(+/- 175)
Grandparent ages 30-59	236	(+/- 128)
Grandparent ages 60 and over	242	(+/- 112)
<b>Percent of grandparents living with <u>and responsible</u> for grandchildren who are...</b>		
... female	52.3%	(+/- 11.2%)
... male	47.7%	(+/- 11.2%)
<b>... ages 30-59</b>		
... female	53.0%	(+/- 13.6%)
... male	47.0%	(+/- 13.6%)
<b>... ages 60 and over</b>		
... female	51.7%	(+/- 18.5%)
... male	48.3%	(+/- 18.5%)
... in the labor force	36.0%	(+/- 15.0%)
... with income in the past 12 months that was below poverty level	19.9%	(+/- 16.3%)
... with no parent of grandchildren present	62.6%	(+/- 18.4%)

These data are from Table S1002 from the 2022 American Community Survey 5-year estimates.

Additional data are available at: <https://data.census.gov>

~ American Community Survey ~

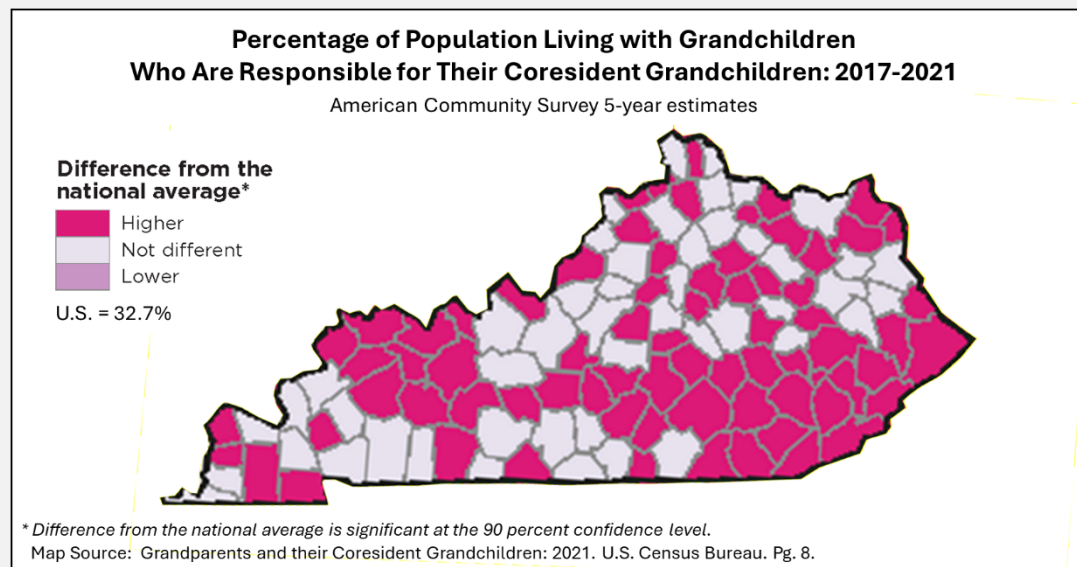
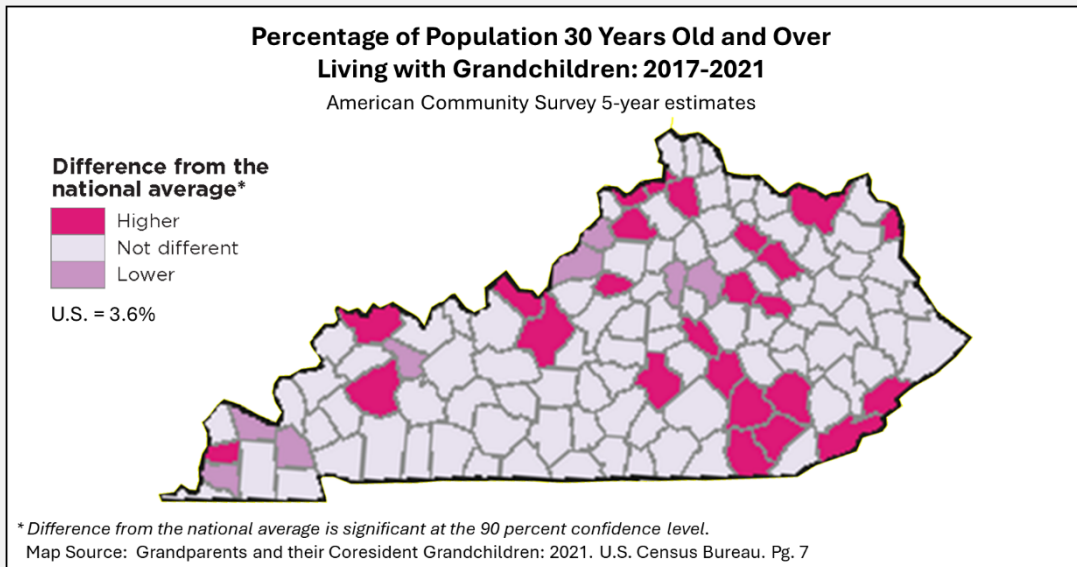
# Grandparents Living with Grandchildren Christian County



Kentucky: By The Numbers  
<http://kybtn.ca.uky.edu>

Julie N. Zimmerman, Professor, Rural Sociology  
Amy Kostelic, Associate Professor Adult Development and Aging.  
August, 2024

The Kentucky: By the Numbers provides resources and access to county data to support local decision making. The entire series is available at <http://kybtn.ca.uky.edu>.



Kentucky: By The Numbers is an Extension program in the Department of Community and Leadership Development at the University of Kentucky. For more information contact your local Cooperative Extension office or Dr. Julie N. Zimmerman, Professor of Rural Sociology, Department of Community and Leadership Development, 500 Garrigus Building, University of Kentucky, Lexington, KY 40546-0215. email: [izimm@uky.edu](mailto:izimm@uky.edu). The entire series is online at <http://kybtn.ca.uky.edu>

### Cooperative Extension Service

Agriculture and Natural Resources  
Family and Consumer Sciences  
4-H Youth Development  
Community and Economic Development

### MARTIN-GATTON COLLEGE OF AGRICULTURE, FOOD AND ENVIRONMENT

Educational programs of Kentucky Cooperative Extension serve all people regardless of economic or social status and will not discriminate on the basis of race, color, ethnic origin, national origin, creed, religion, political belief, sex, sexual orientation, gender identity, gender expression, pregnancy, marital status, genetic information, age, veteran status, physical or mental disability or reprisal or retaliation for prior civil rights activity. Reasonable accommodation of disability may be available with prior notice. Program information may be available in languages other than English. University of Kentucky, Kentucky State University, U.S. Department of Agriculture, and Kentucky Counties, Cooperating.  
Lexington, KY 40506



Disabilities  
accommodated  
with prior notification.





# Grandparents Living with Grandchildren Clark County



Kentucky: By The Numbers  
<http://kybtn.ca.uky.edu>

Julie N. Zimmerman, Professor, Rural Sociology  
Amy Kostelic, Associate Professor, Adult Development and Aging.  
August, 2024

Nationally, 3.7% of households have a grandparent who is living with their grandchildren (called coresident). For some grandparents, living with their grandchildren means also being responsible for them. According to the 2022 American Community Survey (ACS) 5-year estimates, between 2017 and 2022 in Kentucky there were an estimated 51,247 (+/- 2,009) grandparents who both lived with and had responsibility for their grandchildren. Of these, around two thirds were women and about one quarter had an income that was below poverty.

For more on grandparents living with their grandchildren, see the Census Bureau's resources at:

<https://www.census.gov/library/publications/2024/demo/p20-588.html>

For help in understanding the margin of error (the number in parentheses), see "And Now for the Grain of Salt: Margins of Error and the American Community Survey" at <https://kybtn.ca.uky.edu/content/publications>

The Kentucky: By the Numbers provides resources and access to county data to support local decision making. The entire series is available at <http://kybtn.ca.uky.edu>.

	<b>County</b>	
	2017-2022 5-year Estimate	Margin of Error (MOE)
<b>Number of grandparents living with own grandchildren under 18 years</b>	<b>1,121</b>	<b>(+/- 293)</b>
Grandparents living with own grandchildren under 18 years <b>and responsible for grandchildren</b>	592	(+/- 227)
Grandparent ages 30-59	396	(+/- 201)
Grandparent ages 60 and over	196	(+/- 87)
<b>Percent of grandparents living with <u>and responsible</u> for grandchildren who are...</b>		
... female	58.4%	(+/- 7.7%)
... male	41.6%	(+/- 7.7%)
<b>... ages 30-59</b>		
... female	63.1%	(+/- 11.6%)
... male	36.9%	(+/- 11.6%)
<b>... ages 60 and over</b>		
... female	49.0%	(+/- 13.4%)
... male	51.0%	(+/- 13.4%)
... in the labor force	36.3%	(+/- 16.7%)
... with income in the past 12 months that was below poverty level	26.0%	(+/- 14.1%)
... with no parent of grandchildren present	50.0%	(+/- 19.0%)

These data are from Table S1002 from the 2022 American Community Survey 5-year estimates.

Additional data are available at: <https://data.census.gov>

~ American Community Survey ~

# Grandparents Living with Grandchildren Clark County



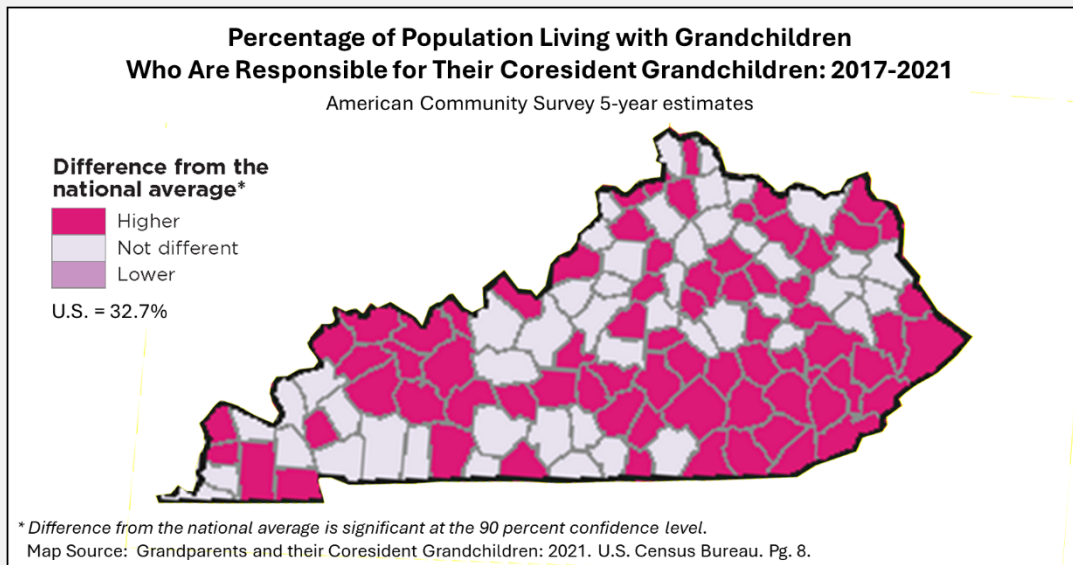
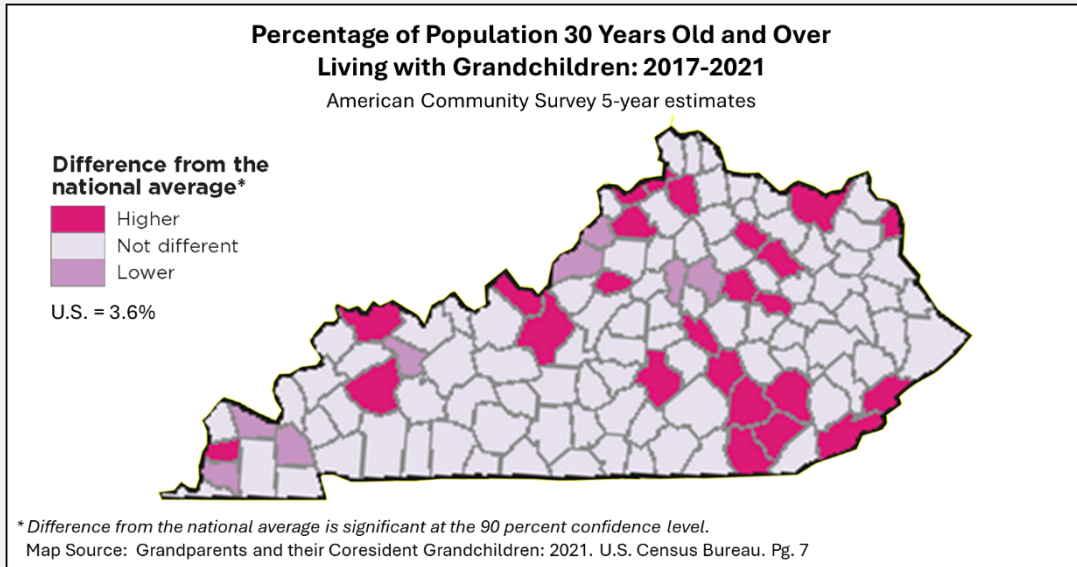
<http://kybtn.ca.uky.edu>



Kentucky: By The Numbers  
<http://kybtn.ca.uky.edu>

Julie N. Zimmerman, Professor, Rural Sociology  
Amy Kostelic, Associate Professor Adult Development and Aging.  
August, 2024

The Kentucky: By the Numbers provides resources and access to county data to support local decision making. The entire series is available at <http://kybtn.ca.uky.edu>.



Kentucky: By The Numbers is an Extension program in the Department of Community and Leadership Development at the University of Kentucky. For more information contact your local Cooperative Extension office or Dr. Julie N. Zimmerman, Professor of Rural Sociology, Department of Community and Leadership Development, 500 Garrigus Building, University of Kentucky, Lexington, KY 40546-0215. email: [izimm@uky.edu](mailto:izimm@uky.edu). The entire series is online at <http://kybtn.ca.uky.edu>

### Cooperative Extension Service

Agriculture and Natural Resources  
Family and Consumer Sciences  
4-H Youth Development  
Community and Economic Development

### MARTIN-GATTON COLLEGE OF AGRICULTURE, FOOD AND ENVIRONMENT

Educational programs of Kentucky Cooperative Extension serve all people regardless of economic or social status and will not discriminate on the basis of race, color, ethnic origin, national origin, creed, religion, political belief, sex, sexual orientation, gender identity, gender expression, pregnancy, marital status, genetic information, age, veteran status, physical or mental disability or reprisal or retaliation for prior civil rights activity. Reasonable accommodation of disability may be available with prior notice. Program information may be available in languages other than English.  
University of Kentucky, Kentucky State University, U.S. Department of Agriculture, and Kentucky Counties, Cooperating.  
Lexington, KY 40506



Disabilities  
accommodated  
with prior notification.



# Grandparents Living with Grandchildren Clay County



Kentucky: By The Numbers  
<http://kybtn.ca.uky.edu>

Julie N. Zimmerman, Professor, Rural Sociology  
Amy Kostelic, Associate Professor, Adult Development and Aging.  
August, 2024

Nationally, 3.7% of households have a grandparent who is living with their grandchildren (called coresident). For some grandparents, living with their grandchildren means also being responsible for them. According to the 2022 American Community Survey (ACS) 5-year estimates, between 2017 and 2022 in Kentucky there were an estimated 51,247 (+/- 2,009) grandparents who both lived with and had responsibility for their grandchildren. Of these, around two thirds were women and about one quarter had an income that was below poverty.

For more on grandparents living with their grandchildren, see the Census Bureau's resources at:

<https://www.census.gov/library/publications/2024/demo/p20-588.html>

For help in understanding the margin of error (the number in parentheses), see "And Now for the Grain of Salt: Margins of Error and the American Community Survey" at <https://kybtn.ca.uky.edu/content/publications>

The Kentucky: By the Numbers provides resources and access to county data to support local decision making. The entire series is available at <http://kybtn.ca.uky.edu>.

	<b>County</b>	
	2017-2022 5-year Estimate	Margin of Error (MOE)
<b>Number of grandparents living with own grandchildren under 18 years</b>	<b>1,067</b>	<b>(+/- 247)</b>
Grandparents living with own grandchildren under 18 years <b>and responsible for grandchildren</b>	545	(+/- 238)
Grandparent ages 30-59	265	(+/- 130)
Grandparent ages 60 and over	280	(+/- 164)
<b>Percent of grandparents living with <u>and responsible</u> for grandchildren who are...</b>		
... female	56.7%	(+/- 9.2%)
... male	43.3%	(+/- 9.2%)
<b>... ages 30-59</b>		
... female	72.8%	(+/- 15.2%)
... male	27.2%	(+/- 15.2%)
<b>... ages 60 and over</b>		
... female	41.4%	(+/- 19.0%)
... male	58.6%	(+/- 19.0%)
... in the labor force	26.1%	(+/- 13.8%)
... with income in the past 12 months that was below poverty level	69.0%	(+/- 16.5%)
... with no parent of grandchildren present	70.5%	(+/- 19.5%)

These data are from Table S1002 from the 2022 American Community Survey 5-year estimates.

Additional data are available at: <https://data.census.gov>

~ American Community Survey ~

# Grandparents Living with Grandchildren Clay County



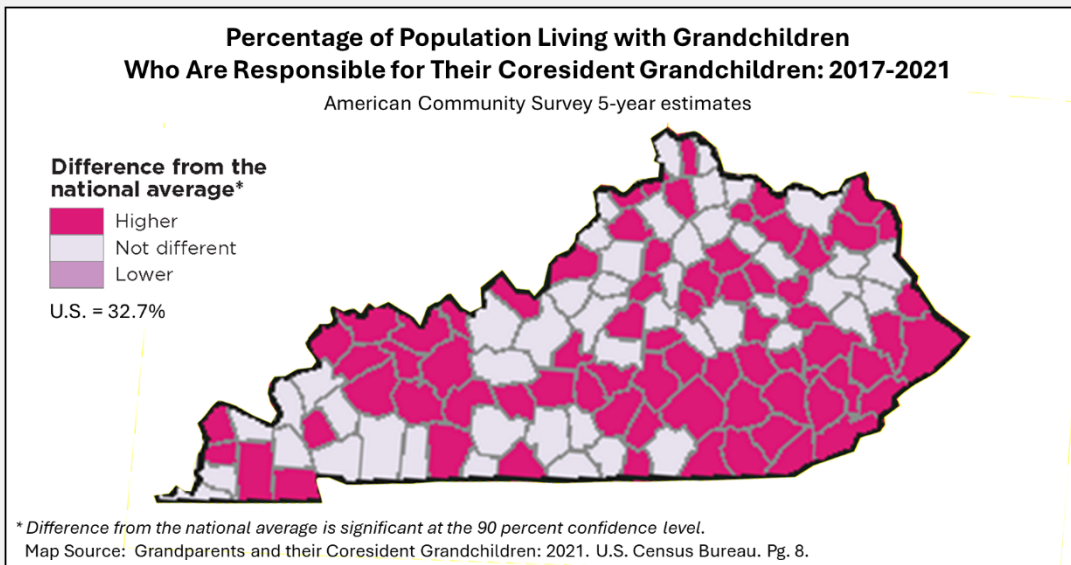
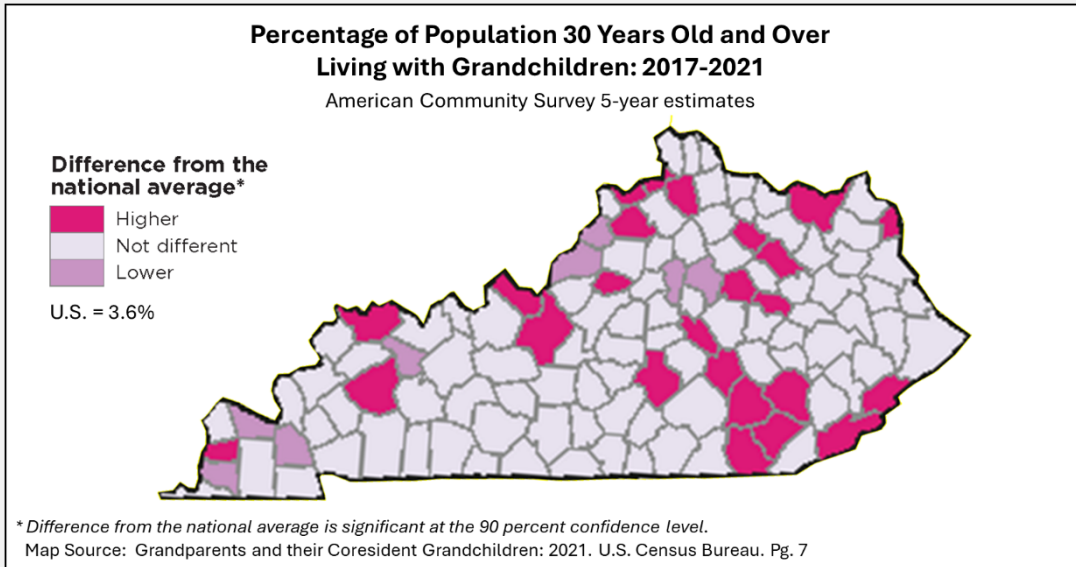
<http://kybtn.ca.uky.edu>



Kentucky: By The Numbers  
<http://kybtn.ca.uky.edu>

Julie N. Zimmerman, Professor, Rural Sociology  
Amy Kostelic, Associate Professor Adult Development and Aging.  
August, 2024

The Kentucky: By the Numbers provides resources and access to county data to support local decision making. The entire series is available at <http://kybtn.ca.uky.edu>.



Kentucky: By The Numbers is an Extension program in the Department of Community and Leadership Development at the University of Kentucky. For more information contact your local Cooperative Extension office or Dr. Julie N. Zimmerman, Professor of Rural Sociology, Department of Community and Leadership Development, 500 Garrigus Building, University of Kentucky, Lexington, KY 40546-0215. email: [izimm@uky.edu](mailto:izimm@uky.edu). The entire series is online at <http://kybtn.ca.uky.edu>

### Cooperative Extension Service

Agriculture and Natural Resources  
Family and Consumer Sciences  
4-H Youth Development  
Community and Economic Development

### MARTIN-GATTON COLLEGE OF AGRICULTURE, FOOD AND ENVIRONMENT

Educational programs of Kentucky Cooperative Extension serve all people regardless of economic or social status and will not discriminate on the basis of race, color, ethnic origin, national origin, creed, religion, political belief, sex, sexual orientation, gender identity, gender expression, pregnancy, marital status, genetic information, age, veteran status, physical or mental disability or reprisal or retaliation for prior civil rights activity. Reasonable accommodation of disability may be available with prior notice. Program information may be available in languages other than English. University of Kentucky, Kentucky State University, U.S. Department of Agriculture, and Kentucky Counties, Cooperating.  
Lexington, KY 40506



Disabilities  
accommodated  
with prior notification.





# Grandparents Living with Grandchildren Clinton County



Kentucky: By The Numbers  
http://kybtn.ca.uky.edu

Julie N. Zimmerman, Professor, Rural Sociology  
Amy Kostelic, Associate Professor, Adult Development and Aging.  
August, 2024

Nationally, 3.7% of households have a grandparent who is living with their grandchildren (called coresident). For some grandparents, living with their grandchildren means also being responsible for them. According to the 2022 American Community Survey (ACS) 5-year estimates, between 2017 and 2022 in Kentucky there were an estimated 51,247 (+/- 2,009) grandparents who both lived with and had responsibility for their grandchildren. Of these, around two thirds were women and about one quarter had an income that was below poverty.

For more on grandparents living with their grandchildren, see the Census Bureau's resources at:

<https://www.census.gov/library/publications/2024/demo/p20-588.html>

For help in understanding the margin of error (the number in parentheses), see "And Now for the Grain of Salt: Margins of Error and the American Community Survey" at <https://kybtn.ca.uky.edu/content/publications>

The Kentucky: By the Numbers provides resources and access to county data to support local decision making. The entire series is available at <http://kybtn.ca.uky.edu>.

	<b>County</b>	
	2017-2022 5-year Estimate	Margin of Error (MOE)
<b>Number of grandparents living with own grandchildren under 18 years</b>	<b>151</b>	<b>(+/- 84)</b>
Grandparents living with own grandchildren under 18 years <b>and responsible for grandchildren</b>	99	(+/- 78)
Grandparent ages 30-59	76	(+/- 70)
Grandparent ages 60 and over	23	(+/- 33)
<b>Percent of grandparents living with <u>and responsible</u> for grandchildren who are...</b>		
... female	74.7%	(+/- 22.2%)
... male	25.3%	(+/- 22.2%)
<b>... ages 30-59</b>		
... female	69.7%	(+/- 27.8%)
... male	30.3%	(+/- 27.8%)
<b>... ages 60 and over</b>		
... female	91.3%	(+/- 17.1%)
... male	8.7%	(+/- 17.1%)
... in the labor force	65.7%	(+/- 34.8%)
... with income in the past 12 months that was below poverty level	13.1%	(+/- 19.9%)
... with no parent of grandchildren present	36.4%	(+/- 38.0%)

These data are from Table S1002 from the 2022 American Community Survey 5-year estimates.

Additional data are available at: <https://data.census.gov>

~ American Community Survey ~

# Grandparents Living with Grandchildren Clinton County



<http://kybtn.ca.uky.edu>



Kentucky: By The Numbers  
<http://kybtn.ca.uky.edu>

Julie N. Zimmerman, Professor, Rural Sociology  
Amy Kostelic, Associate Professor Adult Development and Aging.  
August, 2024

The Kentucky: By the Numbers provides resources and access to county data to support local decision making. The entire series is available at <http://kybtn.ca.uky.edu>.

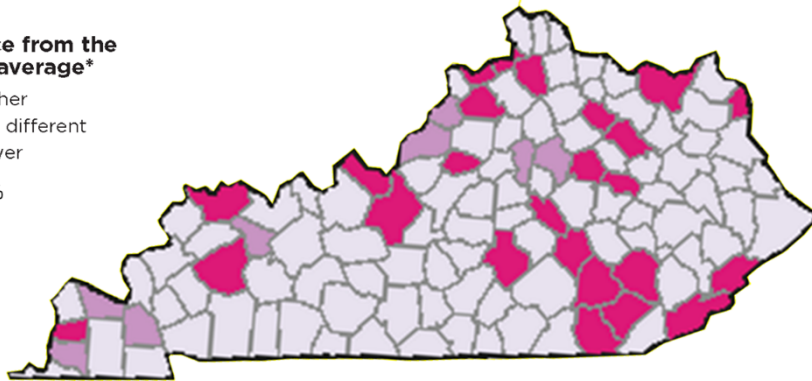
## Percentage of Population 30 Years Old and Over Living with Grandchildren: 2017-2021

American Community Survey 5-year estimates

Difference from the national average\*

- Higher
- Not different
- Lower

U.S. = 3.6%



\* Difference from the national average is significant at the 90 percent confidence level.

Map Source: Grandparents and their Coresident Grandchildren: 2021. U.S. Census Bureau. Pg. 7

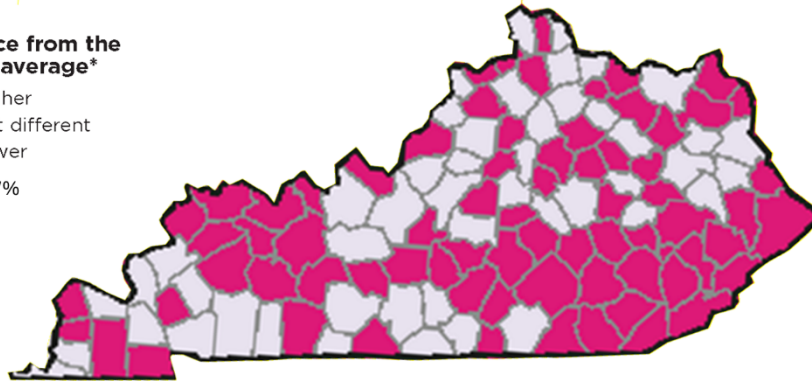
## Percentage of Population Living with Grandchildren Who Are Responsible for Their Coresident Grandchildren: 2017-2021

American Community Survey 5-year estimates

Difference from the national average\*

- Higher
- Not different
- Lower

U.S. = 32.7%



\* Difference from the national average is significant at the 90 percent confidence level.

Map Source: Grandparents and their Coresident Grandchildren: 2021. U.S. Census Bureau. Pg. 8.

Kentucky: By The Numbers is an Extension program in the Department of Community and Leadership Development at the University of Kentucky. For more information contact your local Cooperative Extension office or Dr. Julie N. Zimmerman, Professor of Rural Sociology, Department of Community and Leadership Development, 500 Garrigus Building, University of Kentucky, Lexington, KY 40546-0215. email: [izimm@uky.edu](mailto:izimm@uky.edu). The entire series is online at <http://kybtn.ca.uky.edu>

### Cooperative Extension Service

Agriculture and Natural Resources  
Family and Consumer Sciences  
4-H Youth Development  
Community and Economic Development

### MARTIN-GATTON COLLEGE OF AGRICULTURE, FOOD AND ENVIRONMENT

Educational programs of Kentucky Cooperative Extension serve all people regardless of economic or social status and will not discriminate on the basis of race, color, ethnic origin, national origin, creed, religion, political belief, sex, sexual orientation, gender identity, gender expression, pregnancy, marital status, genetic information, age, veteran status, physical or mental disability or reprisal or retaliation for prior civil rights activity. Reasonable accommodation of disability may be available with prior notice. Program information may be available in languages other than English. University of Kentucky, Kentucky State University, U.S. Department of Agriculture, and Kentucky Counties, Cooperating.  
Lexington, KY 40506



Disabilities  
accommodated  
with prior notification.



# Grandparents Living with Grandchildren Crittenden County



Kentucky: By The Numbers  
<http://kybtn.ca.uky.edu>

Julie N. Zimmerman, Professor, Rural Sociology  
Amy Kostelic, Associate Professor, Adult Development and Aging.  
August, 2024

Nationally, 3.7% of households have a grandparent who is living with their grandchildren (called coresident). For some grandparents, living with their grandchildren means also being responsible for them. According to the 2022 American Community Survey (ACS) 5-year estimates, between 2017 and 2022 in Kentucky there were an estimated 51,247 (+/- 2,009) grandparents who both lived with and had responsibility for their grandchildren. Of these, around two thirds were women and about one quarter had an income that was below poverty.

For more on grandparents living with their grandchildren, see the Census Bureau's resources at:

<https://www.census.gov/library/publications/2024/demo/p20-588.html>

For help in understanding the margin of error (the number in parentheses), see "And Now for the Grain of Salt: Margins of Error and the American Community Survey" at <https://kybtn.ca.uky.edu/content/publications>

The Kentucky: By the Numbers provides resources and access to county data to support local decision making. The entire series is available at <http://kybtn.ca.uky.edu>.

	<b>County</b>	
	2017-2022 5-year Estimate	Margin of Error (MOE)
<b>Number of grandparents living with own grandchildren under 18 years</b>	<b>201</b>	<b>(+/- 90)</b>
Grandparents living with own grandchildren under 18 years <b>and responsible for grandchildren</b>	94	(+/- 52)
Grandparent ages 30-59	34	(+/- 33)
Grandparent ages 60 and over	60	(+/- 45)
<b>Percent of grandparents living with <u>and responsible</u> for grandchildren who are...</b>		
... female	93.6%	(+/- 10.9%)
... male	6.4%	(+/- 10.9%)
<b>... ages 30-59</b>		
... female	100.0%	(+/- 52.8%)
... male	0.0%	(+/- 52.8%)
<b>... ages 60 and over</b>		
... female	90.0%	(+/- 18.5%)
... male	10.0%	(+/- 18.5%)
... in the labor force	20.2%	(+/- 18.0%)
... with income in the past 12 months that was below poverty level	7.4%	(+/- 13.2%)
... with no parent of grandchildren present	34.0%	(+/- 33.2%)

These data are from Table S1002 from the 2022 American Community Survey 5-year estimates.

Additional data are available at: <https://data.census.gov>

~ American Community Survey ~

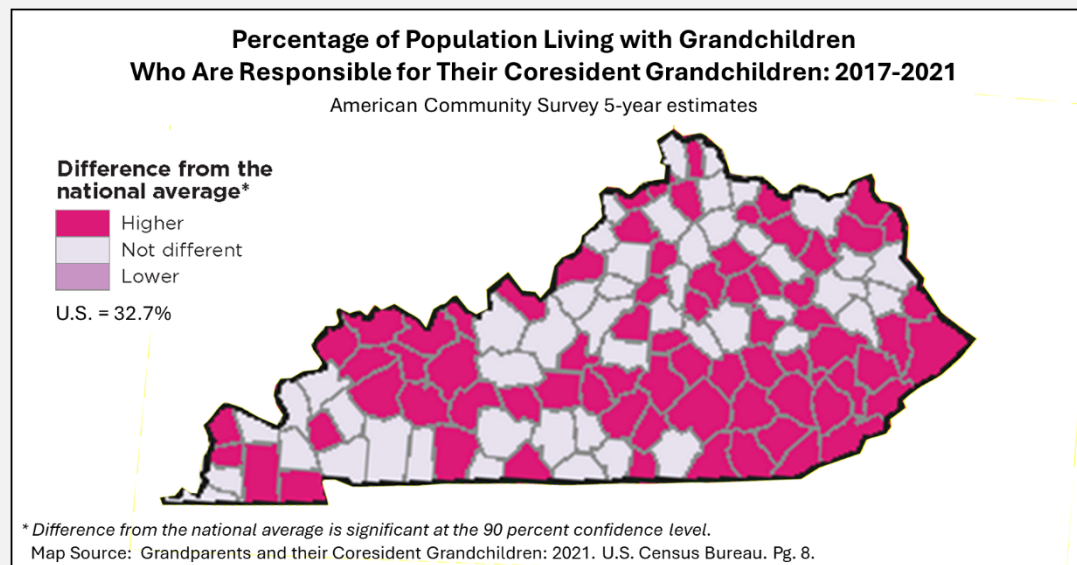
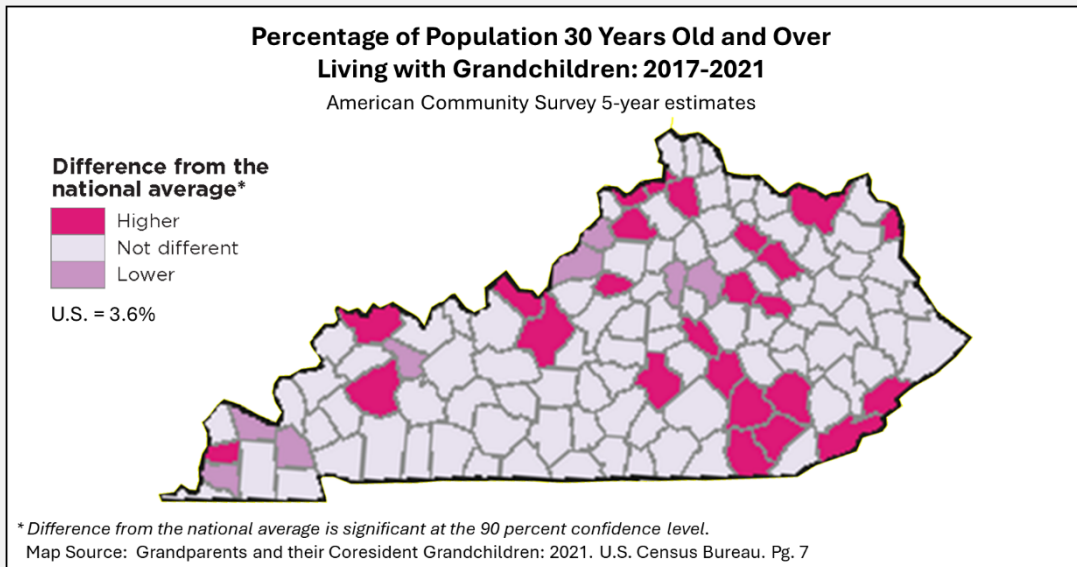
# Grandparents Living with Grandchildren Crittenden County



Kentucky: By The Numbers  
<http://kybtn.ca.uky.edu>

Julie N. Zimmerman, Professor, Rural Sociology  
Amy Kostelic, Associate Professor Adult Development and Aging.  
August, 2024

The Kentucky: By the Numbers provides resources and access to county data to support local decision making. The entire series is available at <http://kybtn.ca.uky.edu>.



Kentucky: By The Numbers is an Extension program in the Department of Community and Leadership Development at the University of Kentucky. For more information contact your local Cooperative Extension office or Dr. Julie N. Zimmerman, Professor of Rural Sociology, Department of Community and Leadership Development, 500 Garrigus Building, University of Kentucky, Lexington, KY 40546-0215. email: [izimm@uky.edu](mailto:izimm@uky.edu). The entire series is online at <http://kybtn.ca.uky.edu>

### Cooperative Extension Service

Agriculture and Natural Resources  
Family and Consumer Sciences  
4-H Youth Development  
Community and Economic Development

### MARTIN-GATTON COLLEGE OF AGRICULTURE, FOOD AND ENVIRONMENT

Educational programs of Kentucky Cooperative Extension serve all people regardless of economic or social status and will not discriminate on the basis of race, color, ethnic origin, national origin, creed, religion, political belief, sex, sexual orientation, gender identity, gender expression, pregnancy, marital status, genetic information, age, veteran status, physical or mental disability or reprisal or retaliation for prior civil rights activity. Reasonable accommodation of disability may be available with prior notice. Program information may be available in languages other than English. University of Kentucky, Kentucky State University, U.S. Department of Agriculture, and Kentucky Counties, Cooperating.  
Lexington, KY 40506



Disabilities  
accommodated  
with prior notification.





# Grandparents Living with Grandchildren Cumberland County



Kentucky: By The Numbers  
<http://kybtn.ca.uky.edu>

Julie N. Zimmerman, Professor, Rural Sociology  
Amy Kostelic, Associate Professor, Adult Development and Aging.  
August, 2024

Nationally, 3.7% of households have a grandparent who is living with their grandchildren (called coresident). For some grandparents, living with their grandchildren means also being responsible for them. According to the 2022 American Community Survey (ACS) 5-year estimates, between 2017 and 2022 in Kentucky there were an estimated 51,247 (+/- 2,009) grandparents who both lived with and had responsibility for their grandchildren. Of these, around two thirds were women and about one quarter had an income that was below poverty.

For more on grandparents living with their grandchildren, see the Census Bureau's resources at:

<https://www.census.gov/library/publications/2024/demo/p20-588.html>

For help in understanding the margin of error (the number in parentheses), see "And Now for the Grain of Salt: Margins of Error and the American Community Survey" at <https://kybtn.ca.uky.edu/content/publications>

The Kentucky: By the Numbers provides resources and access to county data to support local decision making. The entire series is available at <http://kybtn.ca.uky.edu>.

	<b>County</b>	
	2017-2022 5-year Estimate	Margin of Error (MOE)
<b>Number of grandparents living with own grandchildren under 18 years</b>	<b>177</b>	<b>(+/- 127)</b>
Grandparents living with own grandchildren under 18 years <b>and responsible for grandchildren</b>	51	(+/- 37)
Grandparent ages 30-59	18	(+/- 20)
Grandparent ages 60 and over	33	(+/- 27)
<b>Percent of grandparents living with <u>and responsible</u> for grandchildren who are...</b>		
... female	76.5%	(+/- 16.8%)
... male	23.5%	(+/- 16.8%)
<b>... ages 30-59</b>		
... female	88.9%	(+/- 23.7%)
... male	11.1%	(+/- 23.7%)
<b>... ages 60 and over</b>		
... female	69.7%	(+/- 32.0%)
... male	30.3%	(+/- 32.0%)
... in the labor force	31.4%	(+/- 22.0%)
... with income in the past 12 months that was below poverty level	9.8%	(+/- 17.6%)
... with no parent of grandchildren present	58.8%	(+/- 36.3%)

These data are from Table S1002 from the 2022 American Community Survey 5-year estimates.

Additional data are available at: <https://data.census.gov>

~ American Community Survey ~

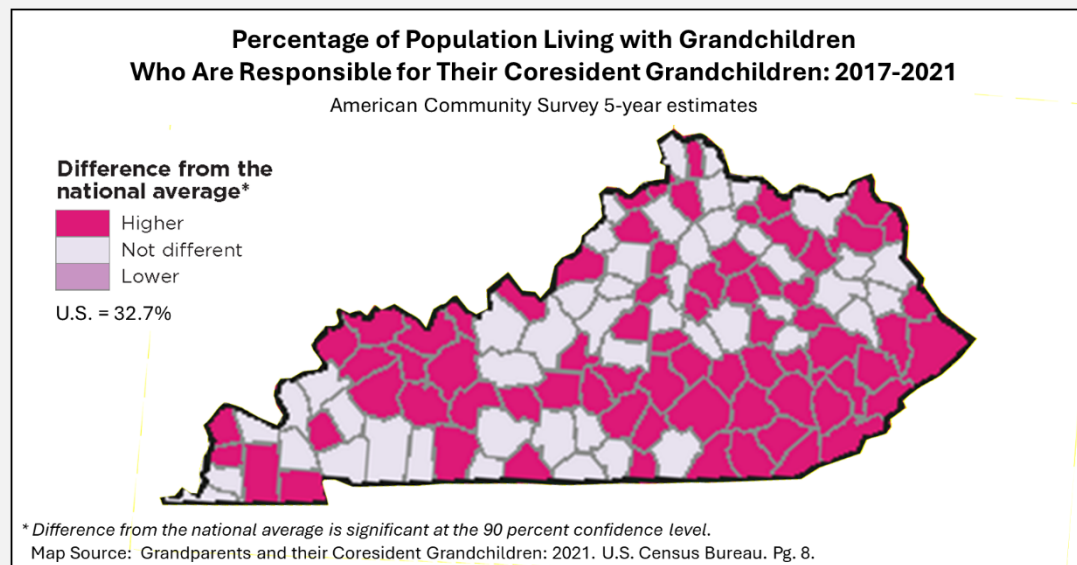
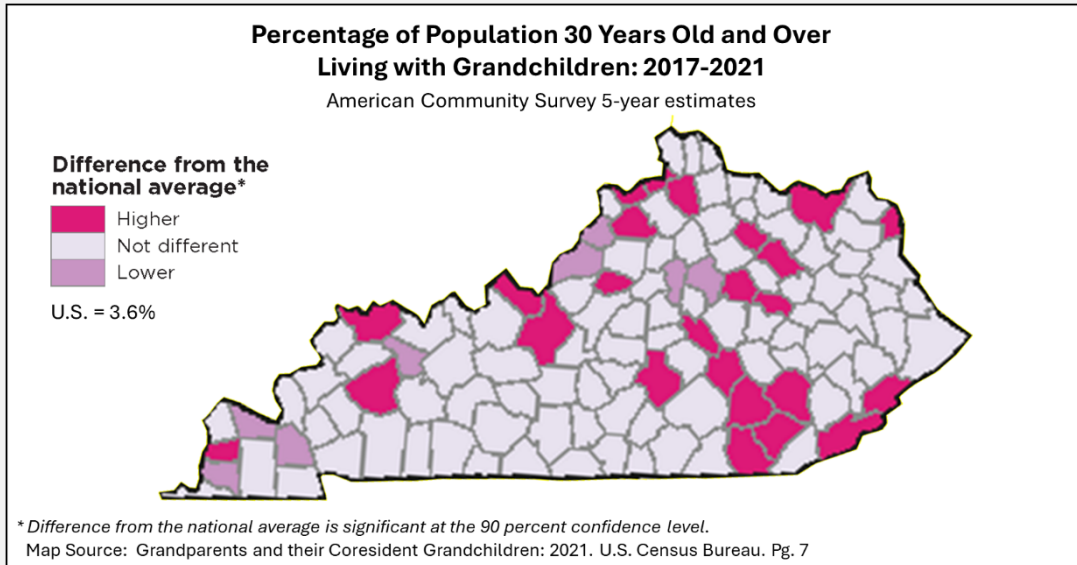
# Grandparents Living with Grandchildren Cumberland County



Kentucky: By The Numbers  
<http://kybtn.ca.uky.edu>

Julie N. Zimmerman, Professor, Rural Sociology  
Amy Kostelic, Associate Professor Adult Development and Aging.  
August, 2024

The Kentucky: By the Numbers provides resources and access to county data to support local decision making. The entire series is available at <http://kybtn.ca.uky.edu>.



Kentucky: By The Numbers is an Extension program in the Department of Community and Leadership Development at the University of Kentucky. For more information contact your local Cooperative Extension office or Dr. Julie N. Zimmerman, Professor of Rural Sociology, Department of Community and Leadership Development, 500 Garrigus Building, University of Kentucky, Lexington, KY 40546-0215. email: [izimm@ukv.edu](mailto:izimm@ukv.edu). The entire series is online at <http://kybtn.ca.uky.edu>

### Cooperative Extension Service

Agriculture and Natural Resources  
Family and Consumer Sciences  
4-H Youth Development  
Community and Economic Development

### MARTIN-GATTON COLLEGE OF AGRICULTURE, FOOD AND ENVIRONMENT

Educational programs of Kentucky Cooperative Extension serve all people regardless of economic or social status and will not discriminate on the basis of race, color, ethnic origin, national origin, creed, religion, political belief, sex, sexual orientation, gender identity, gender expression, pregnancy, marital status, genetic information, age, veteran status, physical or mental disability or reprisal or retaliation for prior civil rights activity. Reasonable accommodation of disability may be available with prior notice. Program information may be available in languages other than English. University of Kentucky, Kentucky State University, U.S. Department of Agriculture, and Kentucky Counties, Cooperating.  
Lexington, KY 40506



Disabilities accommodated with prior notification.



# Grandparents Living with Grandchildren Davies County



Kentucky: By The Numbers  
<http://kybtn.ca.uky.edu>

Julie N. Zimmerman, Professor, Rural Sociology  
Amy Kostelic, Associate Professor, Adult Development and Aging.  
August, 2024

Nationally, 3.7% of households have a grandparent who is living with their grandchildren (called coresident). For some grandparents, living with their grandchildren means also being responsible for them. According to the 2022 American Community Survey (ACS) 5-year estimates, between 2017 and 2022 in Kentucky there were an estimated 51,247 (+/- 2,009) grandparents who both lived with and had responsibility for their grandchildren. Of these, around two thirds were women and about one quarter had an income that was below poverty.

For more on grandparents living with their grandchildren, see the Census Bureau's resources at:

<https://www.census.gov/library/publications/2024/demo/p20-588.html>

For help in understanding the margin of error (the number in parentheses), see "And Now for the Grain of Salt: Margins of Error and the American Community Survey" at <https://kybtn.ca.uky.edu/content/publications>

The Kentucky: By the Numbers provides resources and access to county data to support local decision making. The entire series is available at <http://kybtn.ca.uky.edu>.

	<b>County</b>	
	2017-2022 5-year Estimate	Margin of Error (MOE)
<b>Number of grandparents living with own grandchildren under 18 years</b>	<b>1,838</b>	<b>(+/- 342)</b>
Grandparents living with own grandchildren under 18 years <b>and responsible for grandchildren</b>	849	(+/- 261)
Grandparent ages 30-59	386	(+/- 198)
Grandparent ages 60 and over	463	(+/- 167)
<b>Percent of grandparents living with <u>and responsible</u> for grandchildren who are...</b>		
... female	63.4%	(+/- 7.2%)
... male	36.6%	(+/- 7.2%)
<b>... ages 30-59</b>		
... female	63.2%	(+/- 12.4%)
... male	36.8%	(+/- 12.4%)
<b>... ages 60 and over</b>		
... female	63.5%	(+/- 10.7%)
... male	36.5%	(+/- 10.7%)
... in the labor force	54.3%	(+/- 13.9%)
... with income in the past 12 months that was below poverty level	10.5%	(+/- 6.6%)
... with no parent of grandchildren present	53.5%	(+/- 13.3%)

These data are from Table S1002 from the 2022 American Community Survey 5-year estimates.

Additional data are available at: <https://data.census.gov>

~ American Community Survey ~

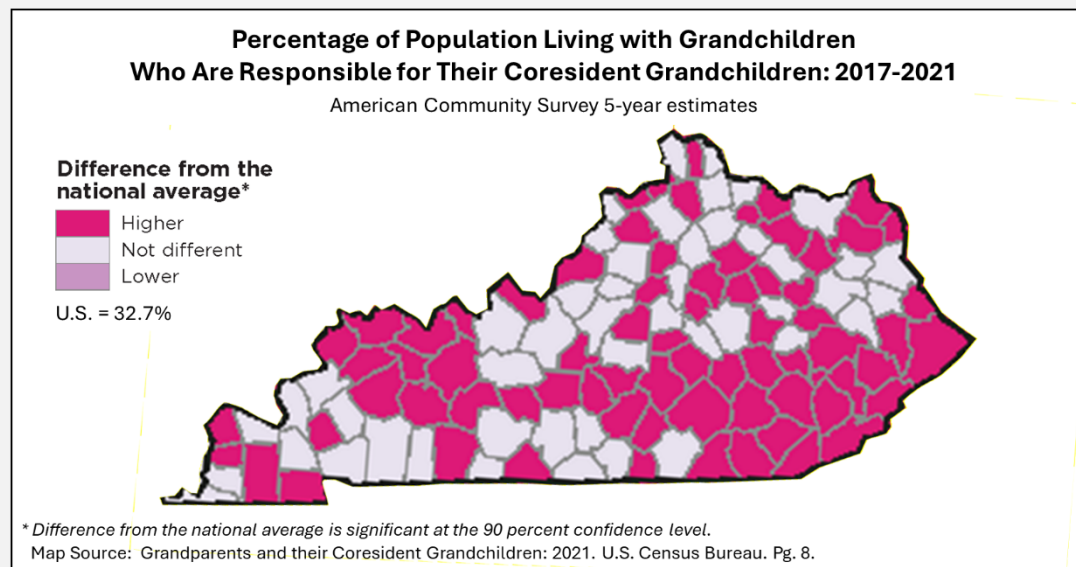
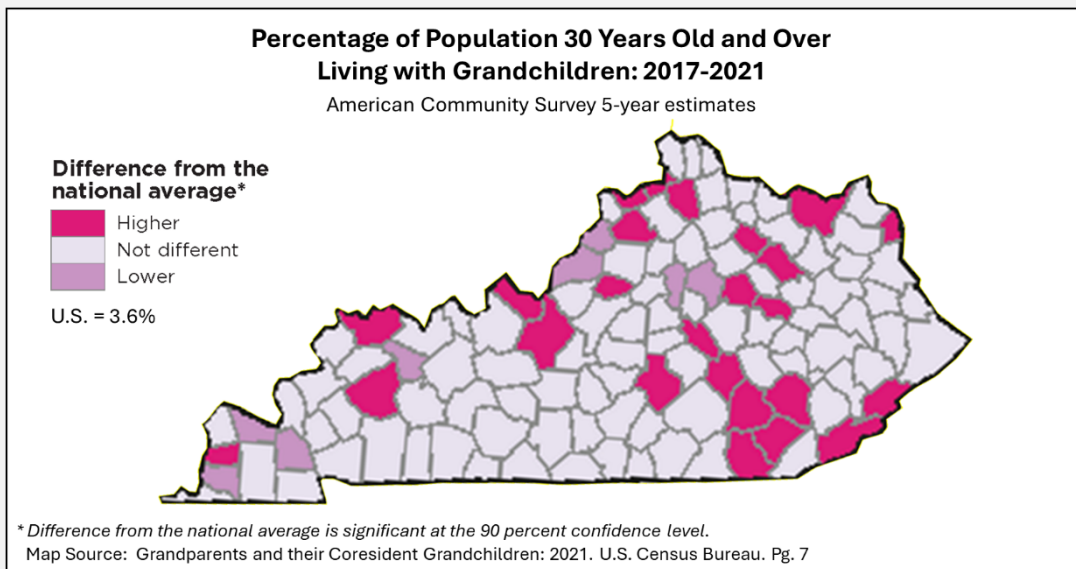
# Grandparents Living with Grandchildren Daviness County



Kentucky: By The Numbers  
<http://kybtn.ca.uky.edu>

Julie N. Zimmerman, Professor, Rural Sociology  
Amy Kostelic, Associate Professor Adult Development and Aging.  
August, 2024

The Kentucky: By the Numbers provides resources and access to county data to support local decision making. The entire series is available at <http://kybtn.ca.uky.edu>.



Kentucky: By The Numbers is an Extension program in the Department of Community and Leadership Development at the University of Kentucky. For more information contact your local Cooperative Extension office or Dr. Julie N. Zimmerman, Professor of Rural Sociology, Department of Community and Leadership Development, 500 Garrigus Building, University of Kentucky, Lexington, KY 40546-0215. email: [izimm@uky.edu](mailto:izimm@uky.edu). The entire series is online at <http://kybtn.ca.uky.edu>

### Cooperative Extension Service

Agriculture and Natural Resources  
Family and Consumer Sciences  
4-H Youth Development  
Community and Economic Development

### MARTIN-GATTON COLLEGE OF AGRICULTURE, FOOD AND ENVIRONMENT

Educational programs of Kentucky Cooperative Extension serve all people regardless of economic or social status and will not discriminate on the basis of race, color, ethnic origin, national origin, creed, religion, political belief, sex, sexual orientation, gender identity, gender expression, pregnancy, marital status, genetic information, age, veteran status, physical or mental disability or reprisal or retaliation for prior civil rights activity. Reasonable accommodation of disability may be available with prior notice. Program information may be available in languages other than English. University of Kentucky, Kentucky State University, U.S. Department of Agriculture, and Kentucky Counties, Cooperating.  
Lexington, KY 40506



Disabilities  
accommodated  
with prior notification.