



100 Years of Population 1920-2020



Caldwell County

Julie N. Zimmerman and AnaLiese Mitchell
Department of Community and Leadership Development
June, 2023

Kentucky: By The Numbers
<http://kybtn.ca.uky.edu>

Every 10 years, the U.S. Census Bureau conducts the Decennial Census. This is a count of all inhabitants in the United States. Required by the U.S. Constitution, it was first conducted in 1790. Over the decades, the Decennial Census has seen many changes. Most recently, the Census Bureau created the option to respond online.

To see the self-response rate (how many responded online or by phone/mail) for your county, visit the **2020 Census Response Rate Map** at:

<https://www.census.gov/library/visualizations/interactive/2020-census-self-response-rates-map.html>

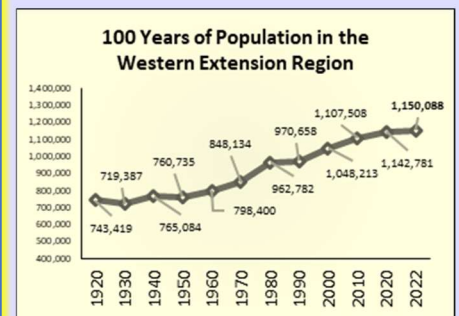
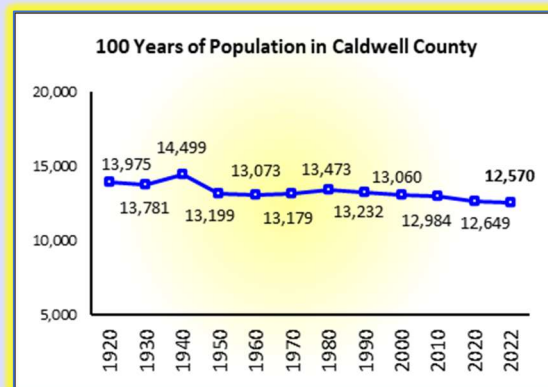
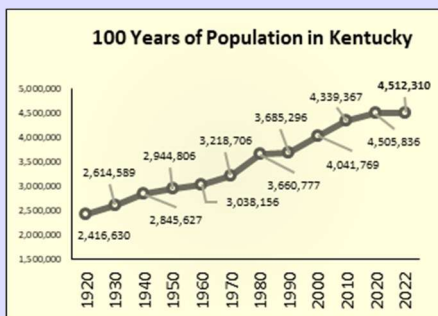
The **official population counts** are from the **Decennial Census** or the Census Bureau's **population estimates**.

(While population data are available from the **American Community Survey**, they are **NOT** the official population figures.)

To find out more about the history and changes in the Decennial Census, go to: https://www.census.gov/history/www/through_the_decades/overview/

The Kentucky: By The Numbers Program provides resources, training, and assistance in finding and using publicly available secondary data. Access to these and other resources are available at: <http://kybtn.ca.uky.edu>

Total Population	Caldwell County	West Extension Region	Kentucky
1920 Census	13,975	743,419	2,416,630
1930 Census	13,781	719,387	2,614,589
1940 Census	14,499	765,084	2,845,627
1950 Census	13,199	760,735	2,944,806
1960 Census	13,073	798,400	3,038,156
1970 Census	13,179	848,134	3,218,706
1980 Census	13,473	962,782	3,660,777
1990 Census	13,232	970,658	3,685,296
2000 Census	13,060	1,048,213	4,041,769
2010 Census	12,984	1,107,508	4,339,367
2020 Census	12,649	1,142,781	4,505,836
2022 Population Estimate	12,570	1,150,088	4,512,310



Data from the 2010 and 2020 Censuses and the 2022 Population Estimates are from <https://data.census.gov/>

The 1920-1990 data are from the Census Bureau publication *Population of States and Counties of the United States: 1790 to 1990* available at: <https://www2.census.gov/library/publications/decennial/1990/population-of-states-and-counties-us-1790-1990/population-of-states-and-counties-of-the-united-states-1790-1990.pdf>

Kentucky: By The Numbers is an Extension program in the Department of Community and Leadership Development at the University of Kentucky. For more information contact your local Cooperative Extension office or Dr. Julie N. Zimmerman, Professor of Rural Sociology, Department of Community and Leadership Development, 500 Garrigus Building, University of Kentucky, Lexington, KY 40546-0215. email: jzimm@uky.edu. The entire series is online at <http://kybtn.ca.uky.edu>



Educational programs of Kentucky Cooperative Extension serve all people regardless of economic or social status and will not discriminate on the basis of race, color, ethnic origin, national origin, creed, religion, political belief, sex, sexual orientation, gender identity, gender expression, pregnancy, marital status, genetic information, age, veteran status, or physical or mental disability. UNIVERSITY OF KENTUCKY, KENTUCKY STATE UNIVERSITY, U.S. DEPARTMENT OF AGRICULTURE, AND KENTUCKY COUNTIES, COOPERATING



100 Years of Population 1920-2020

Calloway County

Julie N. Zimmerman and AnaLiese Mitchell
Department of Community and Leadership Development
June, 2023



Kentucky: By The Numbers
<http://kybtn.ca.uky.edu>

Every 10 years, the U.S. Census Bureau conducts the Decennial Census. This is a count of all inhabitants in the United States. Required by the U.S. Constitution, it was first conducted in 1790. Over the decades, the Decennial Census has seen many changes. Most recently, the Census Bureau created the option to respond online.

To see the self-response rate (how many responded online or by phone/mail) for your county, visit the **2020 Census Response Rate Map** at:

<https://www.census.gov/library/visualizations/interactive/2020-census-self-response-rates-map.html>

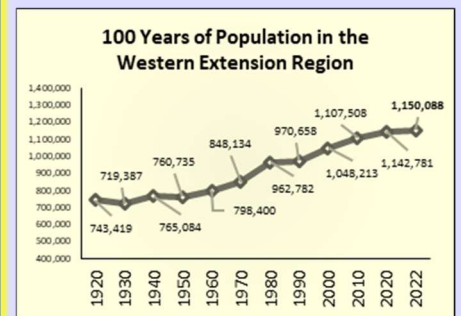
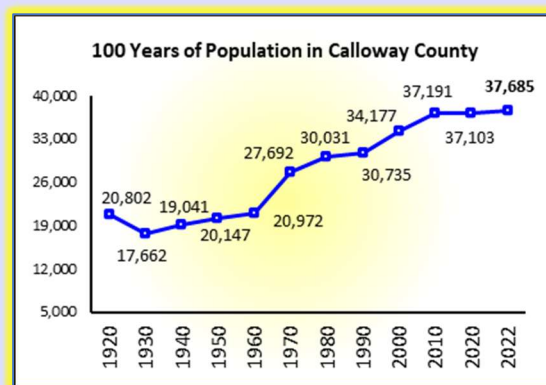
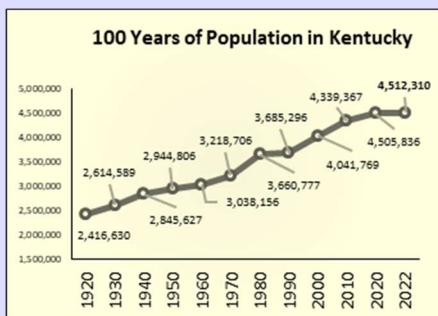
The **official population counts** are from the **Decennial Census** or the Census Bureau's **population estimates**.

(While population data are available from the **American Community Survey**, they are **NOT** the official population figures.)

To find out more about the history and changes in the Decennial Census, go to: https://www.census.gov/history/www/through_the_decades/overview/

The Kentucky: By The Numbers Program provides resources, training, and assistance in finding and using publicly available secondary data. Access to these and other resources are available at: <http://kybtn.ca.uky.edu>

Total Population	Calloway County	West Extension Region	Kentucky
1920 Census	20,802	743,419	2,416,630
1930 Census	17,662	719,387	2,614,589
1940 Census	19,041	765,084	2,845,627
1950 Census	20,147	760,735	2,944,806
1960 Census	20,972	798,400	3,038,156
1970 Census	27,692	848,134	3,218,706
1980 Census	30,031	962,782	3,660,777
1990 Census	30,735	970,658	3,685,296
2000 Census	34,177	1,048,213	4,041,769
2010 Census	37,191	1,107,508	4,339,367
2020 Census	37,103	1,142,781	4,505,836
2022 Population Estimate	37,685	1,150,088	4,512,310



Data from the 2010 and 2020 Censuses and the 2022 Population Estimates are from <https://data.census.gov/>

The 1920-1990 data are from the Census Bureau publication *Population of States and Counties of the United States: 1790 to 1990* available at: <https://www2.census.gov/library/publications/decennial/1990/population-of-states-and-counties-us-1790-1990/population-of-states-and-counties-of-the-united-states-1790-1990.pdf>

Kentucky: By The Numbers is an Extension program in the Department of Community and Leadership Development at the University of Kentucky. For more information contact your local Cooperative Extension office or Dr. Julie N. Zimmerman, Professor of Rural Sociology, Department of Community and Leadership Development, 500 Garrigus Building, University of Kentucky, Lexington, KY 40546-0215. email: jzimm@uky.edu. The entire series is online at <http://kybtn.ca.uky.edu>



Educational programs of Kentucky Cooperative Extension serve all people regardless of economic or social status and will not discriminate on the basis of race, color, ethnic origin, national origin, creed, religion, political belief, sex, sexual orientation, gender identity, gender expression, pregnancy, marital status, genetic information, age, veteran status, or physical or mental disability. UNIVERSITY OF KENTUCKY, KENTUCKY STATE UNIVERSITY, U.S. DEPARTMENT OF AGRICULTURE, AND KENTUCKY COUNTIES, COOPERATING



100 Years of Population 1920-2020



Carlisle County

Julie N. Zimmerman and AnaLiese Mitchell
Department of Community and Leadership Development
June, 2023

Kentucky: By The Numbers
<http://kybtn.ca.uky.edu>

Every 10 years, the U.S. Census Bureau conducts the Decennial Census. This is a count of all inhabitants in the United States. Required by the U.S. Constitution, it was first conducted in 1790. Over the decades, the Decennial Census has seen many changes. Most recently, the Census Bureau created the option to respond online.

To see the self-response rate (how many responded online or by phone/mail) for your county, visit the **2020 Census Response Rate Map** at:

<https://www.census.gov/library/visualizations/interactive/2020-census-self-response-rates-map.html>

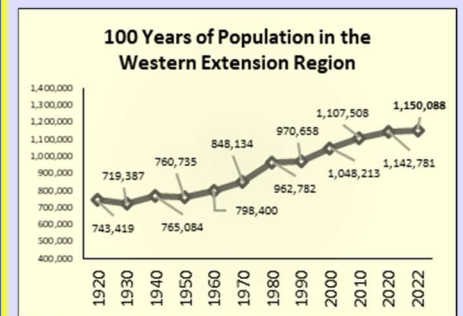
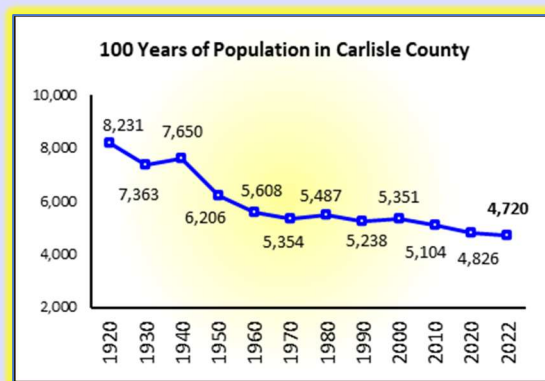
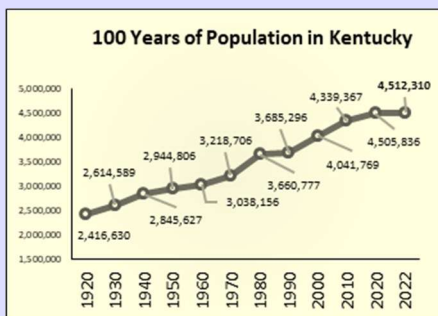
The **official population counts** are from the **Decennial Census** or the Census Bureau's **population estimates**.

(While population data are available from the **American Community Survey**, they are **NOT** the official population figures.)

To find out more about the history and changes in the Decennial Census, go to: https://www.census.gov/history/www/through_the_decades/overview/

The Kentucky: By The Numbers Program provides resources, training, and assistance in finding and using publicly available secondary data. Access to these and other resources are available at: <http://kybtn.ca.uky.edu>

Total Population	Carlisle County	West Extension Region	Kentucky
1920 Census	8,231	743,419	2,416,630
1930 Census	7,363	719,387	2,614,589
1940 Census	7,650	765,084	2,845,627
1950 Census	6,206	760,735	2,944,806
1960 Census	5,608	798,400	3,038,156
1970 Census	5,354	848,134	3,218,706
1980 Census	5,487	962,782	3,660,777
1990 Census	5,238	970,658	3,685,296
2000 Census	5,351	1,048,213	4,041,769
2010 Census	5,104	1,107,508	4,339,367
2020 Census	4,826	1,142,781	4,505,836
2022 Population Estimate	4,720	1,150,088	4,512,310



Data from the 2010 and 2020 Censuses and the 2022 Population Estimates are from <https://data.census.gov/>

The 1920-1990 data are from the Census Bureau publication *Population of States and Counties of the United States: 1790 to 1990* available at: <https://www2.census.gov/library/publications/decennial/1990/population-of-states-and-counties-us-1790-1990/population-of-states-and-counties-of-the-united-states-1790-1990.pdf>

Kentucky: By The Numbers is an Extension program in the Department of Community and Leadership Development at the University of Kentucky. For more information contact your local Cooperative Extension office or Dr. Julie N. Zimmerman, Professor of Rural Sociology, Department of Community and Leadership Development, 500 Garrigus Building, University of Kentucky, Lexington, KY 40546-0215. email: jzimm@uky.edu. The entire series is online at <http://kybtn.ca.uky.edu>



Educational programs of Kentucky Cooperative Extension serve all people regardless of economic or social status and will not discriminate on the basis of race, color, ethnic origin, national origin, creed, religion, political belief, sex, sexual orientation, gender identity, gender expression, pregnancy, marital status, genetic information, age, veteran status, or physical or mental disability. UNIVERSITY OF KENTUCKY, KENTUCKY STATE UNIVERSITY, U.S. DEPARTMENT OF AGRICULTURE, AND KENTUCKY COUNTIES, COOPERATING



100 Years of Population 1920-2020



Christian County

Julie N. Zimmerman and AnaLiese Mitchell
Department of Community and Leadership Development
June, 2023

Kentucky: By The Numbers
<http://kybtn.ca.uky.edu>

Every 10 years, the U.S. Census Bureau conducts the Decennial Census. This is a count of all inhabitants in the United States. Required by the U.S. Constitution, it was first conducted in 1790. Over the decades, the Decennial Census has seen many changes. Most recently, the Census Bureau created the option to respond online.

To see the self-response rate (how many responded online or by phone/mail) for your county, visit the **2020 Census Response Rate Map** at:

<https://www.census.gov/library/visualizations/interactive/2020-census-self-response-rates-map.html>

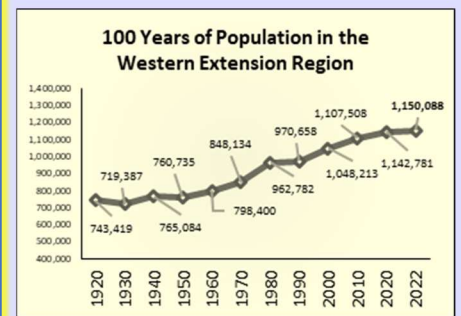
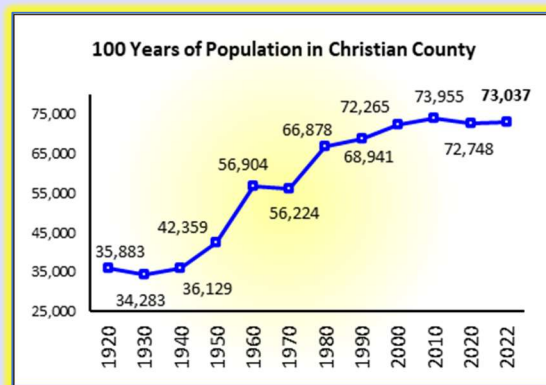
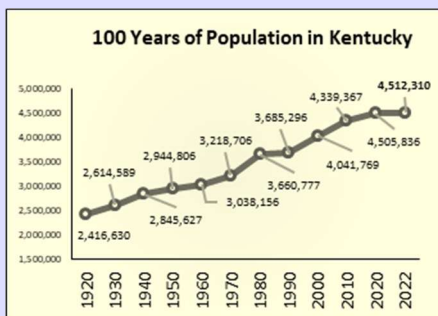
The **official population counts** are from the **Decennial Census** or the Census Bureau's **population estimates**.

(While population data are available from the **American Community Survey**, they are **NOT** the official population figures.)

To find out more about the history and changes in the Decennial Census, go to: https://www.census.gov/history/www/through_the_decades/overview/

The Kentucky: By The Numbers Program provides resources, training, and assistance in finding and using publicly available secondary data. Access to these and other resources are available at: <http://kybtn.ca.uky.edu>

Total Population	Christian County	West Extension Region	Kentucky
1920 Census	35,883	743,419	2,416,630
1930 Census	34,283	719,387	2,614,589
1940 Census	36,129	765,084	2,845,627
1950 Census	42,359	760,735	2,944,806
1960 Census	56,904	798,400	3,038,156
1970 Census	56,224	848,134	3,218,706
1980 Census	66,878	962,782	3,660,777
1990 Census	68,941	970,658	3,660,777
2000 Census	72,265	1,048,213	4,041,769
2010 Census	73,955	1,107,508	4,339,367
2020 Census	72,748	1,142,781	4,505,836
2022 Population Estimate	73,037	1,150,088	4,512,310



Data from the 2010 and 2020 Censuses and the 2022 Population Estimates are from <https://data.census.gov/>

The 1920-1990 data are from the Census Bureau publication *Population of States and Counties of the United States: 1790 to 1990* available at: <https://www2.census.gov/library/publications/decennial/1990/population-of-states-and-counties-us-1790-1990/population-of-states-and-counties-of-the-united-states-1790-1990.pdf>

Kentucky: By The Numbers is an Extension program in the Department of Community and Leadership Development at the University of Kentucky. For more information contact your local Cooperative Extension office or Dr. Julie N. Zimmerman, Professor of Rural Sociology, Department of Community and Leadership Development, 500 Garrigus Building, University of Kentucky, Lexington, KY 40546-0215. email: jzimm@uky.edu. The entire series is online at <http://kybtn.ca.uky.edu>



Educational programs of Kentucky Cooperative Extension serve all people regardless of economic or social status and will not discriminate on the basis of race, color, ethnic origin, national origin, creed, religion, political belief, sex, sexual orientation, gender identity, gender expression, pregnancy, marital status, genetic information, age, veteran status, or physical or mental disability. UNIVERSITY OF KENTUCKY, KENTUCKY STATE UNIVERSITY, U.S. DEPARTMENT OF AGRICULTURE, AND KENTUCKY COUNTIES, COOPERATING



100 Years of Population 1920-2020



Crittenden County

Julie N. Zimmerman and AnaLiese Mitchell
Department of Community and Leadership Development
June, 2023

Kentucky: By The Numbers
<http://kybtn.ca.uky.edu>

Every 10 years, the U.S. Census Bureau conducts the Decennial Census. This is a count of all inhabitants in the United States. Required by the U.S. Constitution, it was first conducted in 1790. Over the decades, the Decennial Census has seen many changes. Most recently, the Census Bureau created the option to respond online.

To see the self-response rate (how many responded online or by phone/mail) for your county, visit the **2020 Census Response Rate Map** at:

<https://www.census.gov/library/visualizations/interactive/2020-census-self-response-rates-map.html>

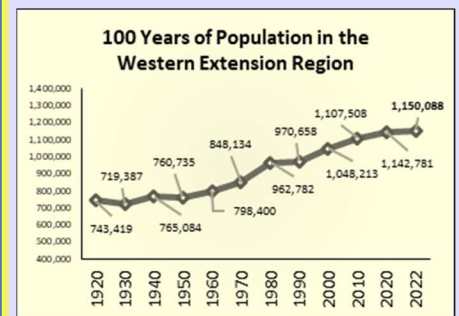
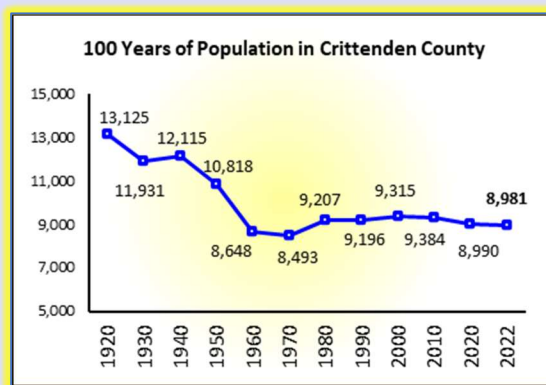
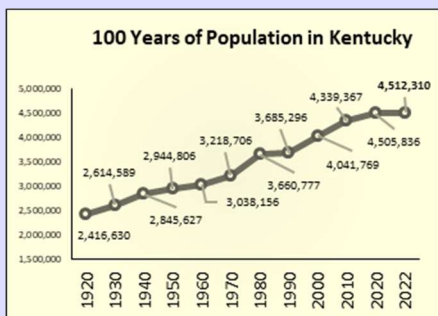
The **official population counts** are from the **Decennial Census** or the Census Bureau's **population estimates**.

(While population data are available from the **American Community Survey**, they are **NOT** the official population figures.)

To find out more about the history and changes in the Decennial Census, go to: https://www.census.gov/history/www/through_the_decades/overview/

The Kentucky: By The Numbers Program provides resources, training, and assistance in finding and using publicly available secondary data. Access to these and other resources are available at: <http://kybtn.ca.uky.edu>

Total Population	Crittenden County	West Extension Region	Kentucky
1920 Census	13,125	743,419	2,416,630
1930 Census	11,931	719,387	2,614,589
1940 Census	12,115	765,084	2,845,627
1950 Census	10,818	760,735	2,944,806
1960 Census	8,648	798,400	3,038,156
1970 Census	8,493	848,134	3,218,706
1980 Census	9,207	962,782	3,660,777
1990 Census	9,196	970,658	3,685,296
2000 Census	9,384	1,048,213	4,041,769
2010 Census	9,315	1,107,508	4,339,367
2020 Census	8,990	1,142,781	4,505,836
2022 Population Estimate	8,981	1,150,088	4,512,310



Data from the 2010 and 2020 Censuses and the 2022 Population Estimates are from <https://data.census.gov/>

The 1920-1990 data are from the Census Bureau publication *Population of States and Counties of the United States: 1790 to 1990* available at: <https://www2.census.gov/library/publications/decennial/1990/population-of-states-and-counties-us-1790-1990/population-of-states-and-counties-of-the-united-states-1790-1990.pdf>

Kentucky: By The Numbers is an Extension program in the Department of Community and Leadership Development at the University of Kentucky. For more information contact your local Cooperative Extension office or Dr. Julie N. Zimmerman, Professor of Rural Sociology, Department of Community and Leadership Development, 500 Garrigus Building, University of Kentucky, Lexington, KY 40546-0215. email: jzimm@uky.edu. The entire series is online at <http://kybtn.ca.uky.edu>



Educational programs of Kentucky Cooperative Extension serve all people regardless of economic or social status and will not discriminate on the basis of race, color, ethnic origin, national origin, creed, religion, political belief, sex, sexual orientation, gender identity, gender expression, pregnancy, marital status, genetic information, age, veteran status, or physical or mental disability. UNIVERSITY OF KENTUCKY, KENTUCKY STATE UNIVERSITY, U.S. DEPARTMENT OF AGRICULTURE, AND KENTUCKY COUNTIES, COOPERATING