



Grandparents Living with Grandchildren Boyle County



Kentucky: By The Numbers
<http://kybtn.ca.uky.edu>

Julie N. Zimmerman, Professor, Rural Sociology
Amy Kostelic, Associate Professor, Adult Development and Aging.
August, 2024

Nationally, 3.7% of households have a grandparent who is living with their grandchildren (called coresident). For some grandparents, living with their grandchildren means also being responsible for them. According to the 2022 American Community Survey (ACS) 5-year estimates, between 2017 and 2022 in Kentucky there were an estimated 51,247 (+/- 2,009) grandparents who both lived with and had responsibility for their grandchildren. Of these, around two thirds were women and about one quarter had an income that was below poverty.

For more on grandparents living with their grandchildren, see the Census Bureau's resources at:

<https://www.census.gov/library/publications/2024/demo/p20-588.html>

For help in understanding the margin of error (the number in parentheses), see "And Now for the Grain of Salt: Margins of Error and the American Community Survey" at <https://kybtn.ca.uky.edu/content/publications>

The Kentucky: By the Numbers provides resources and access to county data to support local decision making. The entire series is available at <http://kybtn.ca.uky.edu>.

	County	
	2017-2022 5-year Estimate	Margin of Error (MOE)
Number of grandparents living with own grandchildren under 18 years	763	(+/- 240)
Grandparents living with own grandchildren under 18 years and responsible for grandchildren	610	(+/- 244)
Grandparent ages 30-59	320	(+/- 133)
Grandparent ages 60 and over	290	(+/- 156)
Percent of grandparents living with <u>and responsible</u> for grandchildren who are...		
... female	60.7%	(+/- 7.7%)
... male	39.3%	(+/- 7.7%)
... ages 30-59		
... female	54.7%	(+/- 19.3%)
... male	45.3%	(+/- 19.3%)
... ages 60 and over		
... female	67.2%	(+/- 15.7%)
... male	32.8%	(+/- 15.7%)
... in the labor force	55.2%	(+/- 11.5%)
... with income in the past 12 months that was below poverty level	18.0%	(+/- 13.6%)
... with no parent of grandchildren present	42.0%	(+/- 18.2%)

These data are from Table S1002 from the 2022 American Community Survey 5-year estimates.

Additional data are available at: <https://data.census.gov>

~ American Community Survey ~

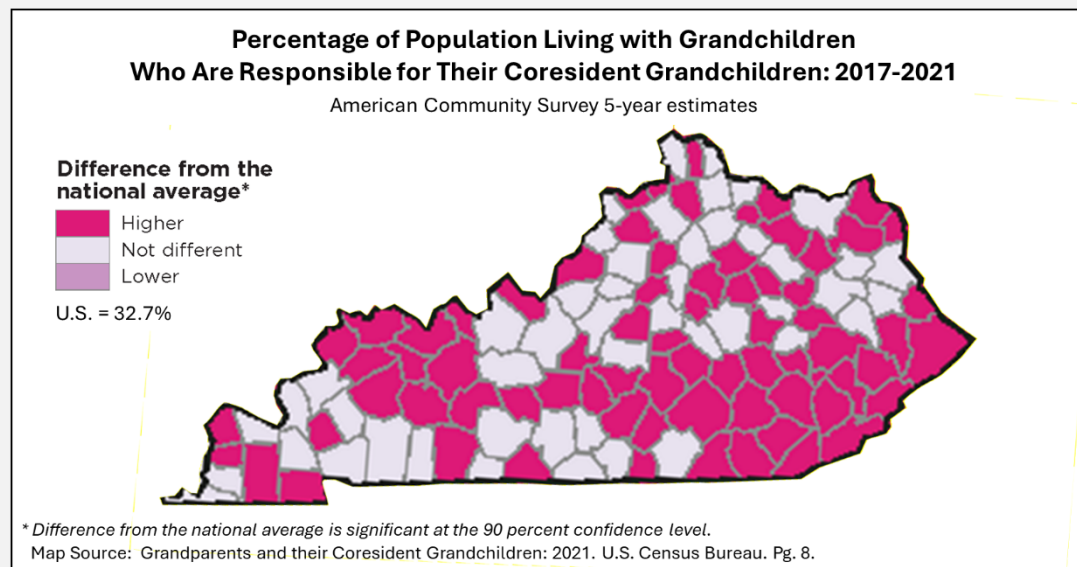
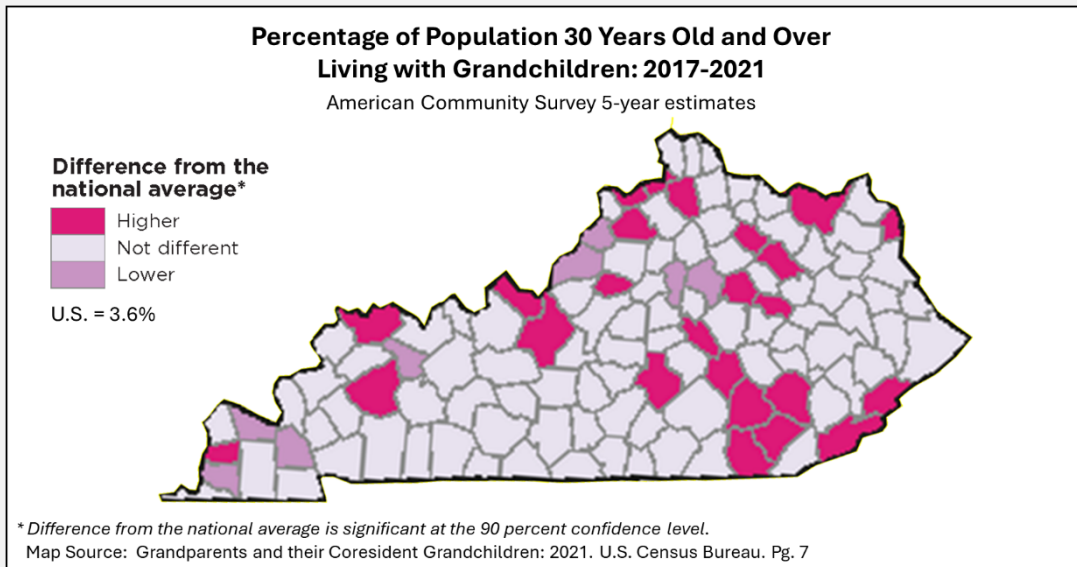
Grandparents Living with Grandchildren Boyle County



Kentucky: By The Numbers
<http://kybtn.ca.uky.edu>

Julie N. Zimmerman, Professor, Rural Sociology
Amy Kostelic, Associate Professor Adult Development and Aging.
August, 2024

The Kentucky: By the Numbers provides resources and access to county data to support local decision making. The entire series is available at <http://kybtn.ca.uky.edu>.



Kentucky: By The Numbers is an Extension program in the Department of Community and Leadership Development at the University of Kentucky. For more information contact your local Cooperative Extension office or Dr. Julie N. Zimmerman, Professor of Rural Sociology, Department of Community and Leadership Development, 500 Garrigus Building, University of Kentucky, Lexington, KY 40546-0215. email: izimm@uky.edu. The entire series is online at <http://kybtn.ca.uky.edu>

Cooperative Extension Service

Agriculture and Natural Resources
Family and Consumer Sciences
4-H Youth Development
Community and Economic Development

MARTIN-GATTON COLLEGE OF AGRICULTURE, FOOD AND ENVIRONMENT

Educational programs of Kentucky Cooperative Extension serve all people regardless of economic or social status and will not discriminate on the basis of race, color, ethnic origin, national origin, creed, religion, political belief, sex, sexual orientation, gender identity, gender expression, pregnancy, marital status, genetic information, age, veteran status, physical or mental disability or reprisal or retaliation for prior civil rights activity. Reasonable accommodation of disability may be available with prior notice. Program information may be available in languages other than English.
University of Kentucky, Kentucky State University, U.S. Department of Agriculture, and Kentucky Counties, Cooperating.
Lexington, KY 40506



Disabilities
accommodated
with prior notification.



Grandparents Living with Grandchildren Bracken County



Kentucky: By The Numbers
<http://kybtn.ca.uky.edu>

Julie N. Zimmerman, Professor, Rural Sociology
Amy Kostelic, Associate Professor, Adult Development and Aging.
August, 2024

Nationally, 3.7% of households have a grandparent who is living with their grandchildren (called coresident). For some grandparents, living with their grandchildren means also being responsible for them. According to the 2022 American Community Survey (ACS) 5-year estimates, between 2017 and 2022 in Kentucky there were an estimated 51,247 (+/- 2,009) grandparents who both lived with and had responsibility for their grandchildren. Of these, around two thirds were women and about one quarter had an income that was below poverty.

For more on grandparents living with their grandchildren, see the Census Bureau's resources at:

<https://www.census.gov/library/publications/2024/demo/p20-588.html>

For help in understanding the margin of error (the number in parentheses), see "And Now for the Grain of Salt: Margins of Error and the American Community Survey" at <https://kybtn.ca.uky.edu/content/publications>

The Kentucky: By the Numbers provides resources and access to county data to support local decision making. The entire series is available at <http://kybtn.ca.uky.edu>.

	County	
	2017-2022 5-year Estimate	Margin of Error (MOE)
Number of grandparents living with own grandchildren under 18 years	280	(+/- 112)
Grandparents living with own grandchildren under 18 years and responsible for grandchildren	135	(+/- 86)
Grandparent ages 30-59	90	(+/- 72)
Grandparent ages 60 and over	45	(+/- 34)
Percent of grandparents living with <u>and responsible</u> for grandchildren who are...		
... female	57.0%	(+/- 12.6%)
... male	43.0%	(+/- 12.6%)
... ages 30-59		
... female	71.1%	(+/- 18.4%)
... male	28.9%	(+/- 18.4%)
... ages 60 and over		
... female	28.9%	(+/- 27.3%)
... male	71.1%	(+/- 27.3%)
... in the labor force	62.2%	(+/- 22.4%)
... with income in the past 12 months that was below poverty level	7.4%	(+/- 8.9%)
... with no parent of grandchildren present	27.4%	(+/- 31.5%)

These data are from Table S1002 from the 2022 American Community Survey 5-year estimates.

Additional data are available at: <https://data.census.gov>

~ American Community Survey ~

Grandparents Living with Grandchildren Bracken County



<http://kybtn.ca.uky.edu>



Kentucky: By The Numbers
<http://kybtn.ca.uky.edu>

Julie N. Zimmerman, Professor, Rural Sociology
Amy Kostelic, Associate Professor Adult Development and Aging.
August, 2024

The Kentucky: By the Numbers provides resources and access to county data to support local decision making. The entire series is available at <http://kybtn.ca.uky.edu>.

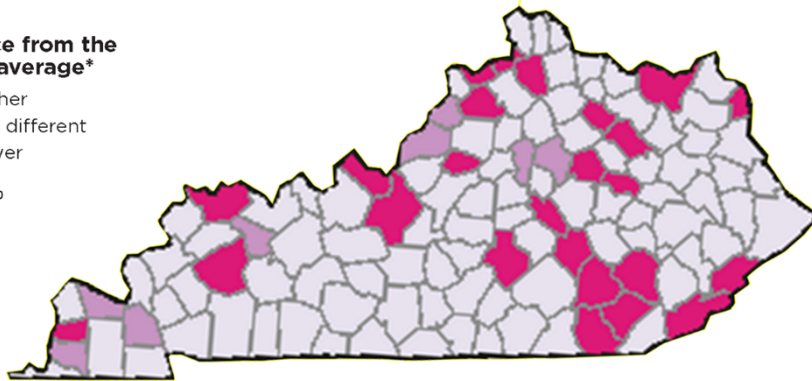
Percentage of Population 30 Years Old and Over Living with Grandchildren: 2017-2021

American Community Survey 5-year estimates

Difference from the national average*

- Higher
- Not different
- Lower

U.S. = 3.6%



* Difference from the national average is significant at the 90 percent confidence level.

Map Source: Grandparents and their Coresident Grandchildren: 2021. U.S. Census Bureau. Pg. 7

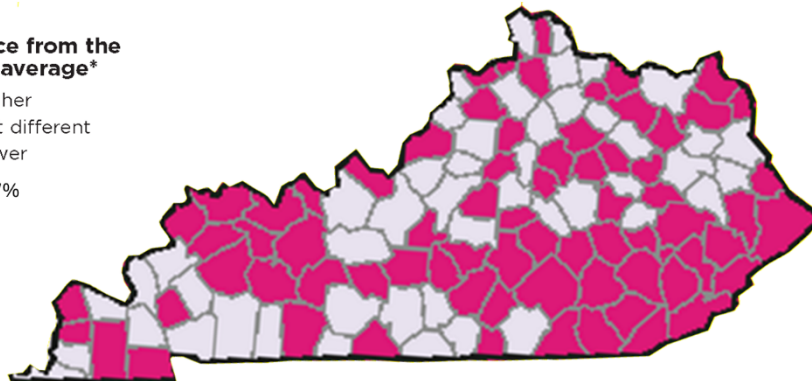
Percentage of Population Living with Grandchildren Who Are Responsible for Their Coresident Grandchildren: 2017-2021

American Community Survey 5-year estimates

Difference from the national average*

- Higher
- Not different
- Lower

U.S. = 32.7%



* Difference from the national average is significant at the 90 percent confidence level.

Map Source: Grandparents and their Coresident Grandchildren: 2021. U.S. Census Bureau. Pg. 8.

Kentucky: By The Numbers is an Extension program in the Department of Community and Leadership Development at the University of Kentucky. For more information contact your local Cooperative Extension office or Dr. Julie N. Zimmerman, Professor of Rural Sociology, Department of Community and Leadership Development, 500 Garrigus Building, University of Kentucky, Lexington, KY 40546-0215. email: izimm@uky.edu. The entire series is online at <http://kybtn.ca.uky.edu>

Cooperative Extension Service

Agriculture and Natural Resources
Family and Consumer Sciences
4-H Youth Development
Community and Economic Development

MARTIN-GATTON COLLEGE OF AGRICULTURE, FOOD AND ENVIRONMENT

Educational programs of Kentucky Cooperative Extension serve all people regardless of economic or social status and will not discriminate on the basis of race, color, ethnic origin, national origin, creed, religion, political belief, sex, sexual orientation, gender identity, gender expression, pregnancy, marital status, genetic information, age, veteran status, physical or mental disability or reprisal or retaliation for prior civil rights activity. Reasonable accommodation of disability may be available with prior notice. Program information may be available in languages other than English. University of Kentucky, Kentucky State University, U.S. Department of Agriculture, and Kentucky Counties, Cooperating.

Lexington, KY 40506



Disabilities
accommodated
with prior notification.



Grandparents Living with Grandchildren Breathitt County



Kentucky: By The Numbers
<http://kybtn.ca.uky.edu>

Julie N. Zimmerman, Professor, Rural Sociology
Amy Kostelic, Associate Professor, Adult Development and Aging.
August, 2024

Nationally, 3.7% of households have a grandparent who is living with their grandchildren (called coresident). For some grandparents, living with their grandchildren means also being responsible for them. According to the 2022 American Community Survey (ACS) 5-year estimates, between 2017 and 2022 in Kentucky there were an estimated 51,247 (+/- 2,009) grandparents who both lived with and had responsibility for their grandchildren. Of these, around two thirds were women and about one quarter had an income that was below poverty.

For more on grandparents living with their grandchildren, see the Census Bureau's resources at:

<https://www.census.gov/library/publications/2024/demo/p20-588.html>

For help in understanding the margin of error (the number in parentheses), see "And Now for the Grain of Salt: Margins of Error and the American Community Survey" at <https://kybtn.ca.uky.edu/content/publications>

The Kentucky: By the Numbers provides resources and access to county data to support local decision making. The entire series is available at <http://kybtn.ca.uky.edu>.

	County	
	2017-2022 5-year Estimate	Margin of Error (MOE)
Number of grandparents living with own grandchildren under 18 years	421	(+/- 102)
Grandparents living with own grandchildren under 18 years and responsible for grandchildren	290	(+/- 84)
Grandparent ages 30-59	142	(+/- 64)
Grandparent ages 60 and over	148	(+/- 71)
Percent of grandparents living with <u>and responsible</u> for grandchildren who are...		
... female	55.5%	(+/- 7.4%)
... male	44.5%	(+/- 7.4%)
... ages 30-59		
... female	54.2%	(+/- 13.0%)
... male	45.8%	(+/- 13.0%)
... ages 60 and over		
... female	56.8%	(+/- 11.6%)
... male	43.2%	(+/- 11.6%)
... in the labor force	25.2%	(+/- 10.8%)
... with income in the past 12 months that was below poverty level	34.1%	(+/- 18.6%)
... with no parent of grandchildren present	75.9%	(+/- 16.0%)

These data are from Table S1002 from the 2022 American Community Survey 5-year estimates.

Additional data are available at: <https://data.census.gov>

~ American Community Survey ~

Grandparents Living with Grandchildren Breathitt County



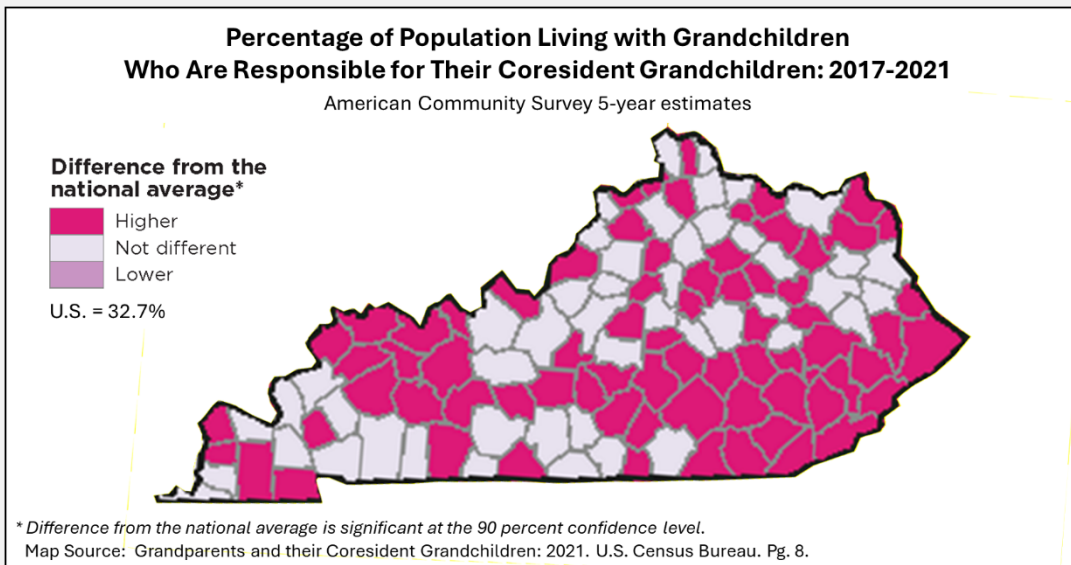
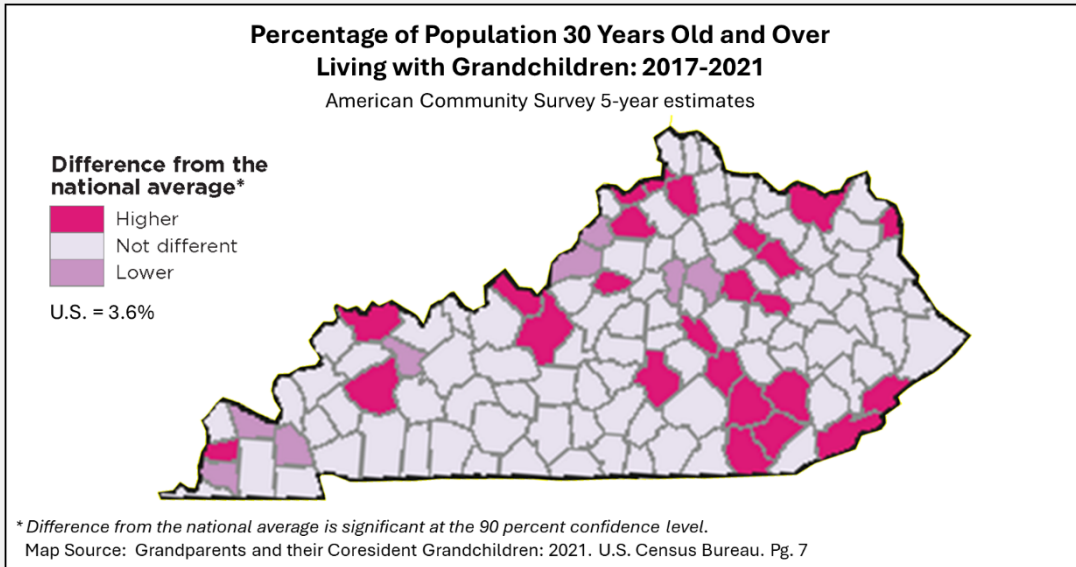
<http://kybtn.ca.uky.edu>



Kentucky: By The Numbers
<http://kybtn.ca.uky.edu>

Julie N. Zimmerman, Professor, Rural Sociology
Amy Kostelic, Associate Professor Adult Development and Aging.
August, 2024

The Kentucky: By the Numbers provides resources and access to county data to support local decision making. The entire series is available at <http://kybtn.ca.uky.edu>.



Kentucky: By The Numbers is an Extension program in the Department of Community and Leadership Development at the University of Kentucky. For more information contact your local Cooperative Extension office or Dr. Julie N. Zimmerman, Professor of Rural Sociology, Department of Community and Leadership Development, 500 Garrigus Building, University of Kentucky, Lexington, KY 40546-0215. email: izimm@uky.edu. The entire series is online at <http://kybtn.ca.uky.edu>

Cooperative Extension Service

Agriculture and Natural Resources
Family and Consumer Sciences
4-H Youth Development
Community and Economic Development

MARTIN-GATTON COLLEGE OF AGRICULTURE, FOOD AND ENVIRONMENT

Educational programs of Kentucky Cooperative Extension serve all people regardless of economic or social status and will not discriminate on the basis of race, color, ethnic origin, national origin, creed, religion, political belief, sex, sexual orientation, gender identity, gender expression, pregnancy, marital status, genetic information, age, veteran status, physical or mental disability or reprisal or retaliation for prior civil rights activity. Reasonable accommodation of disability may be available with prior notice. Program information may be available in languages other than English.
University of Kentucky, Kentucky State University, U.S. Department of Agriculture, and Kentucky Counties, Cooperating.
Lexington, KY 40506



Disabilities
accommodated
with prior notification.



Grandparents Living with Grandchildren Breckinridge County



Kentucky: By The Numbers
<http://kybtn.ca.uky.edu>

Julie N. Zimmerman, Professor, Rural Sociology
Amy Kostelic, Associate Professor, Adult Development and Aging.
August, 2024

Nationally, 3.7% of households have a grandparent who is living with their grandchildren (called coresident). For some grandparents, living with their grandchildren means also being responsible for them. According to the 2022 American Community Survey (ACS) 5-year estimates, between 2017 and 2022 in Kentucky there were an estimated 51,247 (+/- 2,009) grandparents who both lived with and had responsibility for their grandchildren. Of these, around two thirds were women and about one quarter had an income that was below poverty.

For more on grandparents living with their grandchildren, see the Census Bureau's resources at:

<https://www.census.gov/library/publications/2024/demo/p20-588.html>

For help in understanding the margin of error (the number in parentheses), see "And Now for the Grain of Salt: Margins of Error and the American Community Survey" at <https://kybtn.ca.uky.edu/content/publications>

The Kentucky: By the Numbers provides resources and access to county data to support local decision making. The entire series is available at <http://kybtn.ca.uky.edu>.

	County	
	2017-2022 5-year Estimate	Margin of Error (MOE)
Number of grandparents living with own grandchildren under 18 years	500	(+/- 211)
Grandparents living with own grandchildren under 18 years and responsible for grandchildren	220	(+/- 148)
Grandparent ages 30-59	74	(+/- 61)
Grandparent ages 60 and over	146	(+/- 137)
Percent of grandparents living with <u>and responsible</u> for grandchildren who are...		
... female	50.0%	(+/- 10.4%)
... male	50.0%	(+/- 10.4%)
... ages 30-59		
... female	56.8%	(+/- 31.3%)
... male	43.2%	(+/- 31.3%)
... ages 60 and over		
... female	46.6%	(+/- 15.8%)
... male	53.4%	(+/- 15.8%)
... in the labor force	15.5%	(+/- 17.5%)
... with income in the past 12 months that was below poverty level	15.0%	(+/- 23.2%)
... with no parent of grandchildren present	69.5%	(+/- 30.2%)

These data are from Table S1002 from the 2022 American Community Survey 5-year estimates.

Additional data are available at: <https://data.census.gov>

~ American Community Survey ~

Grandparents Living with Grandchildren Breckinridge County



<http://kybtn.ca.uky.edu>



Kentucky: By The Numbers
<http://kybtn.ca.uky.edu>

Julie N. Zimmerman, Professor, Rural Sociology
Amy Kostelic, Associate Professor Adult Development and Aging.
August, 2024

The Kentucky: By the Numbers provides resources and access to county data to support local decision making. The entire series is available at <http://kybtn.ca.uky.edu>.

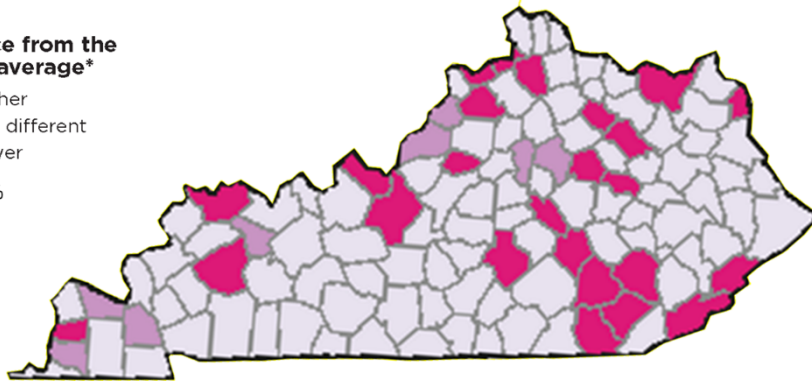
Percentage of Population 30 Years Old and Over Living with Grandchildren: 2017-2021

American Community Survey 5-year estimates

Difference from the national average*

- Higher
- Not different
- Lower

U.S. = 3.6%



* Difference from the national average is significant at the 90 percent confidence level.

Map Source: Grandparents and their Coresident Grandchildren: 2021. U.S. Census Bureau. Pg. 7

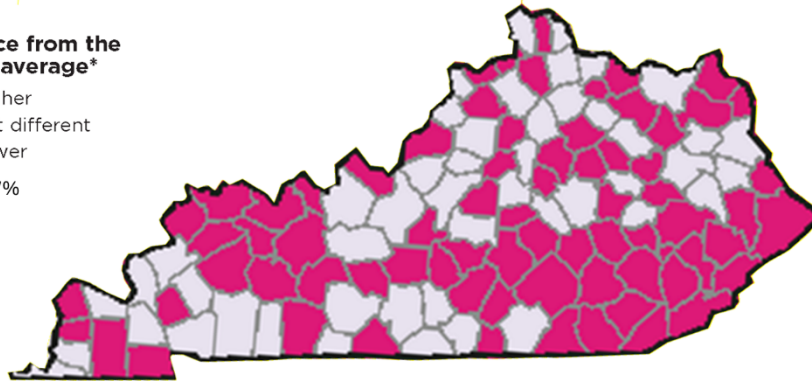
Percentage of Population Living with Grandchildren Who Are Responsible for Their Coresident Grandchildren: 2017-2021

American Community Survey 5-year estimates

Difference from the national average*

- Higher
- Not different
- Lower

U.S. = 32.7%



* Difference from the national average is significant at the 90 percent confidence level.

Map Source: Grandparents and their Coresident Grandchildren: 2021. U.S. Census Bureau. Pg. 8.

Kentucky: By The Numbers is an Extension program in the Department of Community and Leadership Development at the University of Kentucky. For more information contact your local Cooperative Extension office or Dr. Julie N. Zimmerman, Professor of Rural Sociology, Department of Community and Leadership Development, 500 Garrigus Building, University of Kentucky, Lexington, KY 40546-0215. email: izimm@uky.edu. The entire series is online at <http://kybtn.ca.uky.edu>

Cooperative Extension Service

Agriculture and Natural Resources
Family and Consumer Sciences
4-H Youth Development
Community and Economic Development

MARTIN-GATTON COLLEGE OF AGRICULTURE, FOOD AND ENVIRONMENT

Educational programs of Kentucky Cooperative Extension serve all people regardless of economic or social status and will not discriminate on the basis of race, color, ethnic origin, national origin, creed, religion, political belief, sex, sexual orientation, gender identity, gender expression, pregnancy, marital status, genetic information, age, veteran status, physical or mental disability or reprisal or retaliation for prior civil rights activity. Reasonable accommodation of disability may be available with prior notice. Program information may be available in languages other than English. University of Kentucky, Kentucky State University, U.S. Department of Agriculture, and Kentucky Counties, Cooperating.
Lexington, KY 40506



Disabilities
accommodated
with prior notification.



Grandparents Living with Grandchildren Bullitt County



Kentucky: By The Numbers
<http://kybtn.ca.uky.edu>

Julie N. Zimmerman, Professor, Rural Sociology
Amy Kostelic, Associate Professor, Adult Development and Aging.
August, 2024

Nationally, 3.7% of households have a grandparent who is living with their grandchildren (called coresident). For some grandparents, living with their grandchildren means also being responsible for them. According to the 2022 American Community Survey (ACS) 5-year estimates, between 2017 and 2022 in Kentucky there were an estimated 51,247 (+/- 2,009) grandparents who both lived with and had responsibility for their grandchildren. Of these, around two thirds were women and about one quarter had an income that was below poverty.

For more on grandparents living with their grandchildren, see the Census Bureau's resources at:

<https://www.census.gov/library/publications/2024/demo/p20-588.html>

For help in understanding the margin of error (the number in parentheses), see "And Now for the Grain of Salt: Margins of Error and the American Community Survey" at <https://kybtn.ca.uky.edu/content/publications>

The Kentucky: By the Numbers provides resources and access to county data to support local decision making. The entire series is available at <http://kybtn.ca.uky.edu>.

	County	
	2017-2022 5-year Estimate	Margin of Error (MOE)
Number of grandparents living with own grandchildren under 18 years	2,044	(+/- 430)
Grandparents living with own grandchildren under 18 years and responsible for grandchildren	860	(+/- 291)
Grandparent ages 30-59	553	(+/- 235)
Grandparent ages 60 and over	307	(+/- 164)
Percent of grandparents living with <u>and responsible</u> for grandchildren who are...		
... female	57.3%	(+/- 7.0%)
... male	42.7%	(+/- 7.0%)
... ages 30-59		
... female	55.2%	(+/- 7.6%)
... male	44.8%	(+/- 7.6%)
... ages 60 and over		
... female	61.2%	(+/- 14.7%)
... male	38.8%	(+/- 14.7%)
... in the labor force	64.2%	(+/- 11.9%)
... with income in the past 12 months that was below poverty level	22.2%	(+/- 17.6%)
... with no parent of grandchildren present	74.4%	(+/- 13.4%)

These data are from Table S1002 from the 2022 American Community Survey 5-year estimates.

Additional data are available at: <https://data.census.gov>

~ American Community Survey ~

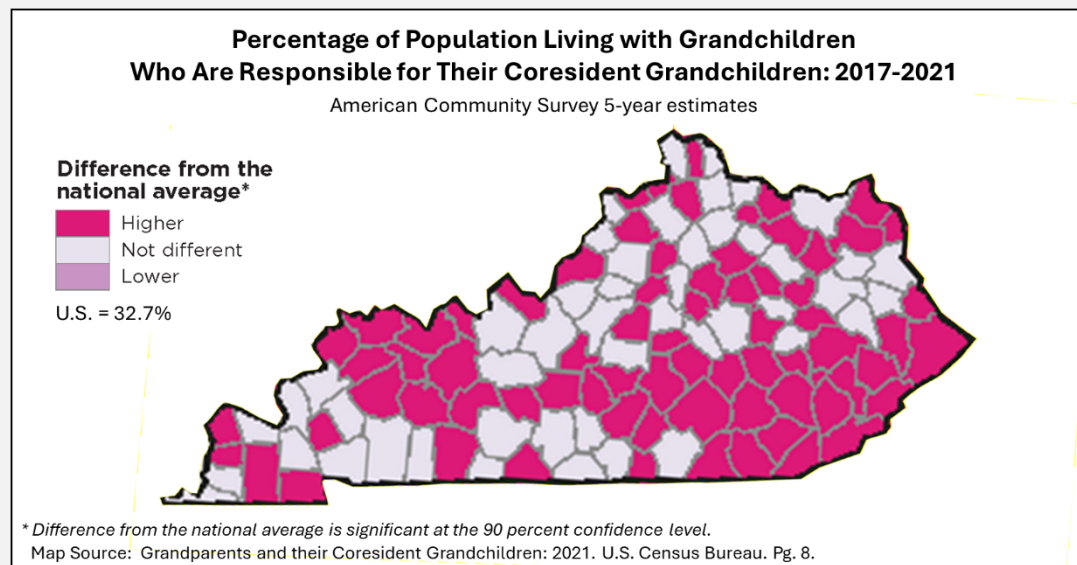
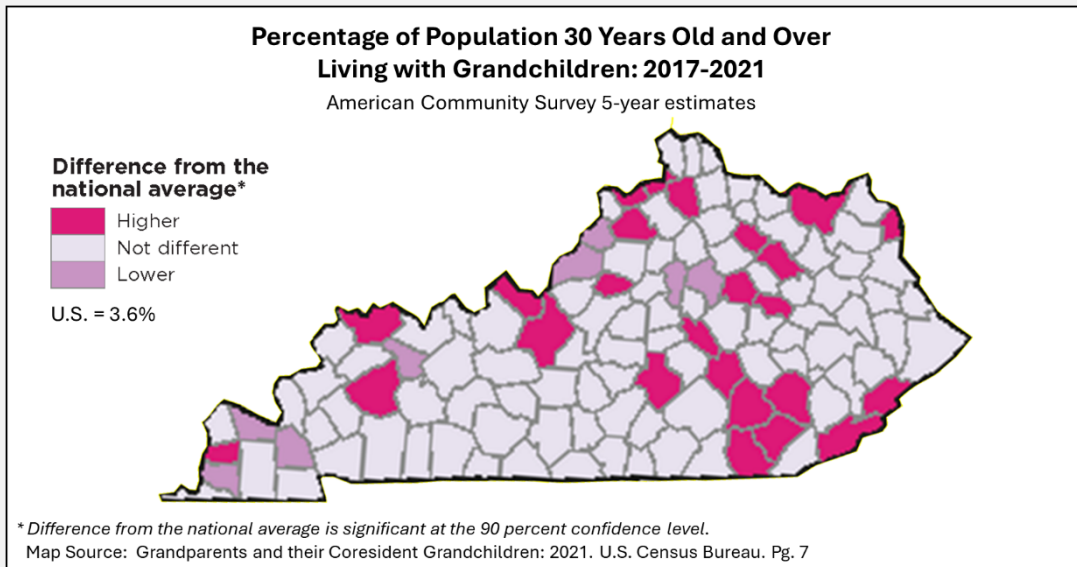
Grandparents Living with Grandchildren Bullitt County



Kentucky: By The Numbers
<http://kybtn.ca.uky.edu>

Julie N. Zimmerman, Professor, Rural Sociology
Amy Kostelic, Associate Professor Adult Development and Aging.
August, 2024

The Kentucky: By the Numbers provides resources and access to county data to support local decision making. The entire series is available at <http://kybtn.ca.uky.edu>.



Kentucky: By The Numbers is an Extension program in the Department of Community and Leadership Development at the University of Kentucky. For more information contact your local Cooperative Extension office or Dr. Julie N. Zimmerman, Professor of Rural Sociology, Department of Community and Leadership Development, 500 Garrigus Building, University of Kentucky, Lexington, KY 40546-0215. email: izimm@uky.edu. The entire series is online at <http://kybtn.ca.uky.edu>

Cooperative Extension Service

Agriculture and Natural Resources
Family and Consumer Sciences
4-H Youth Development
Community and Economic Development

MARTIN-GATTON COLLEGE OF AGRICULTURE, FOOD AND ENVIRONMENT

Educational programs of Kentucky Cooperative Extension serve all people regardless of economic or social status and will not discriminate on the basis of race, color, ethnic origin, national origin, creed, religion, political belief, sex, sexual orientation, gender identity, gender expression, pregnancy, marital status, genetic information, age, veteran status, physical or mental disability or reprisal or retaliation for prior civil rights activity. Reasonable accommodation of disability may be available with prior notice. Program information may be available in languages other than English.
University of Kentucky, Kentucky State University, U.S. Department of Agriculture, and Kentucky Counties, Cooperating.
Lexington, KY 40506



Disabilities
accommodated
with prior notification.



Grandparents Living with Grandchildren Butler County



Kentucky: By The Numbers
<http://kybtn.ca.uky.edu>

Julie N. Zimmerman, Professor, Rural Sociology
Amy Kostelic, Associate Professor, Adult Development and Aging.
August, 2024

Nationally, 3.7% of households have a grandparent who is living with their grandchildren (called coresident). For some grandparents, living with their grandchildren means also being responsible for them. According to the 2022 American Community Survey (ACS) 5-year estimates, between 2017 and 2022 in Kentucky there were an estimated 51,247 (+/- 2,009) grandparents who both lived with and had responsibility for their grandchildren. Of these, around two thirds were women and about one quarter had an income that was below poverty.

For more on grandparents living with their grandchildren, see the Census Bureau's resources at:

<https://www.census.gov/library/publications/2024/demo/p20-588.html>

For help in understanding the margin of error (the number in parentheses), see "And Now for the Grain of Salt: Margins of Error and the American Community Survey" at <https://kybtn.ca.uky.edu/content/publications>

The Kentucky: By the Numbers provides resources and access to county data to support local decision making. The entire series is available at <http://kybtn.ca.uky.edu>.

	County	
	2017-2022 5-year Estimate	Margin of Error (MOE)
Number of grandparents living with own grandchildren under 18 years	277	(+/- 123)
Grandparents living with own grandchildren under 18 years and responsible for grandchildren	180	(+/- 112)
Grandparent ages 30-59	86	(+/- 63)
Grandparent ages 60 and over	94	(+/- 59)
Percent of grandparents living with <u>and responsible</u> for grandchildren who are...		
... female	54.4%	(+/- 8.3%)
... male	45.6%	(+/- 8.3%)
... ages 30-59		
... female	67.4%	(+/- 31.7%)
... male	32.6%	(+/- 31.7%)
... ages 60 and over		
... female	42.6%	(+/- 27.2%)
... male	57.4%	(+/- 27.2%)
... in the labor force	44.4%	(+/- 16.0%)
... with income in the past 12 months that was below poverty level	21.7%	(+/- 24.2%)
... with no parent of grandchildren present	60.0%	(+/- 31.5%)

These data are from Table S1002 from the 2022 American Community Survey 5-year estimates.

Additional data are available at: <https://data.census.gov>

~ American Community Survey ~

Grandparents Living with Grandchildren Butler County



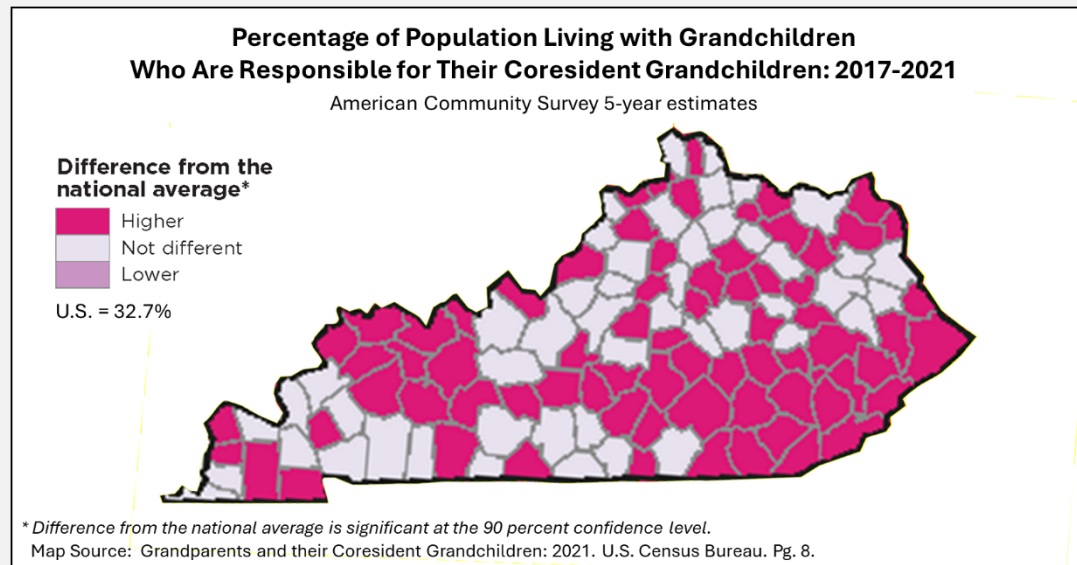
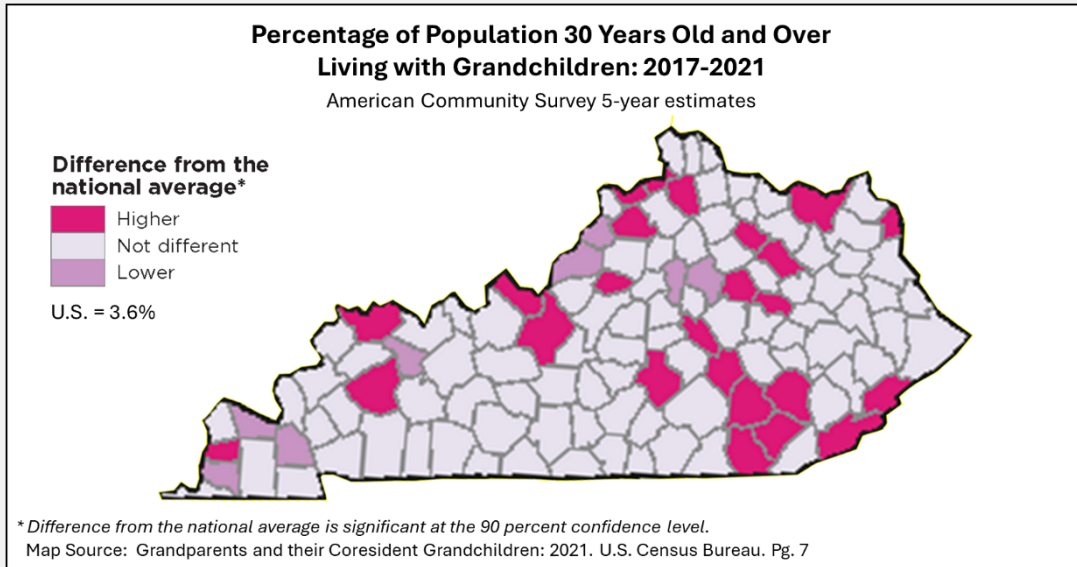
<http://kybtn.ca.uky.edu>



Kentucky: By The Numbers
<http://kybtn.ca.uky.edu>

Julie N. Zimmerman, Professor, Rural Sociology
Amy Kostelic, Associate Professor Adult Development and Aging.
August, 2024

The Kentucky: By the Numbers provides resources and access to county data to support local decision making. The entire series is available at <http://kybtn.ca.uky.edu>.



Kentucky: By The Numbers is an Extension program in the Department of Community and Leadership Development at the University of Kentucky. For more information contact your local Cooperative Extension office or Dr. Julie N. Zimmerman, Professor of Rural Sociology, Department of Community and Leadership Development, 500 Garrigus Building, University of Kentucky, Lexington, KY 40546-0215. email: izimm@uky.edu. The entire series is online at <http://kybtn.ca.uky.edu>

Cooperative Extension Service

Agriculture and Natural Resources
Family and Consumer Sciences
4-H Youth Development
Community and Economic Development

MARTIN-GATTON COLLEGE OF AGRICULTURE, FOOD AND ENVIRONMENT

Educational programs of Kentucky Cooperative Extension serve all people regardless of economic or social status and will not discriminate on the basis of race, color, ethnic origin, national origin, creed, religion, political belief, sex, sexual orientation, gender identity, gender expression, pregnancy, marital status, genetic information, age, veteran status, physical or mental disability or reprisal or retaliation for prior civil rights activity. Reasonable accommodation of disability may be available with prior notice. Program information may be available in languages other than English. University of Kentucky, Kentucky State University, U.S. Department of Agriculture, and Kentucky Counties, Cooperating.
Lexington, KY 40506



Disabilities
accommodated
with prior notification.



Grandparents Living with Grandchildren Caldwell County



Kentucky: By The Numbers
<http://kybtn.ca.uky.edu>

Julie N. Zimmerman, Professor, Rural Sociology
Amy Kostelic, Associate Professor, Adult Development and Aging.
August, 2024

Nationally, 3.7% of households have a grandparent who is living with their grandchildren (called coresident). For some grandparents, living with their grandchildren means also being responsible for them. According to the 2022 American Community Survey (ACS) 5-year estimates, between 2017 and 2022 in Kentucky there were an estimated 51,247 (+/- 2,009) grandparents who both lived with and had responsibility for their grandchildren. Of these, around two thirds were women and about one quarter had an income that was below poverty.

For more on grandparents living with their grandchildren, see the Census Bureau's resources at:

<https://www.census.gov/library/publications/2024/demo/p20-588.html>

For help in understanding the margin of error (the number in parentheses), see "And Now for the Grain of Salt: Margins of Error and the American Community Survey" at <https://kybtn.ca.uky.edu/content/publications>

The Kentucky: By the Numbers provides resources and access to county data to support local decision making. The entire series is available at <http://kybtn.ca.uky.edu>.

	County	
	2017-2022 5-year Estimate	Margin of Error (MOE)
Number of grandparents living with own grandchildren under 18 years	148	(+/- 104)
Grandparents living with own grandchildren under 18 years and responsible for grandchildren	91	(+/- 71)
Grandparent ages 30-59	60	(+/- 64)
Grandparent ages 60 and over	31	(+/- 39)
Percent of grandparents living with <u>and responsible</u> for grandchildren who are...		
... female	61.5%	(+/- 18.2%)
... male	38.5%	(+/- 18.2%)
... ages 30-59		
... female	65.0%	(+/- 30.5%)
... male	35.0%	(+/- 30.5%)
... ages 60 and over		
... female	54.8%	(+/- 11.2%)
... male	45.2%	(+/- 11.2%)
... in the labor force	13.2%	(+/- 18.4%)
... with income in the past 12 months that was below poverty level	53.8%	(+/- 40.4%)
... with no parent of grandchildren present	42.9%	(+/- 41.3%)

These data are from Table S1002 from the 2022 American Community Survey 5-year estimates.

Additional data are available at: <https://data.census.gov>

~ American Community Survey ~

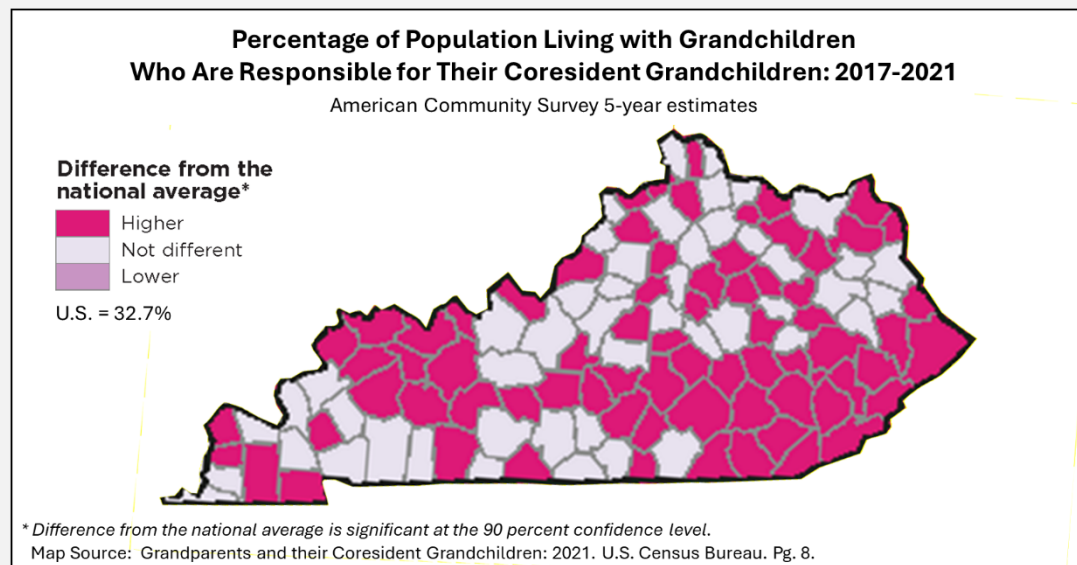
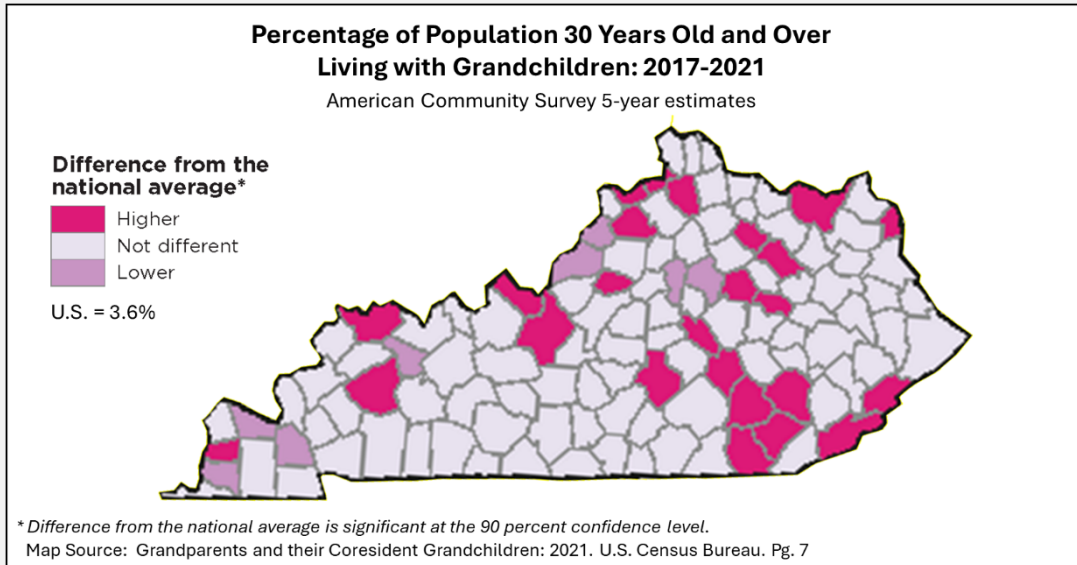
Grandparents Living with Grandchildren Caldwell County



Kentucky: By The Numbers
<http://kybtn.ca.uky.edu>

Julie N. Zimmerman, Professor, Rural Sociology
Amy Kostelic, Associate Professor Adult Development and Aging.
August, 2024

The Kentucky: By the Numbers provides resources and access to county data to support local decision making. The entire series is available at <http://kybtn.ca.uky.edu>.



Kentucky: By The Numbers is an Extension program in the Department of Community and Leadership Development at the University of Kentucky. For more information contact your local Cooperative Extension office or Dr. Julie N. Zimmerman, Professor of Rural Sociology, Department of Community and Leadership Development, 500 Garrigus Building, University of Kentucky, Lexington, KY 40546-0215. email: izimm@uky.edu. The entire series is online at <http://kybtn.ca.uky.edu>

Cooperative Extension Service

Agriculture and Natural Resources
Family and Consumer Sciences
4-H Youth Development
Community and Economic Development

MARTIN-GATTON COLLEGE OF AGRICULTURE, FOOD AND ENVIRONMENT

Educational programs of Kentucky Cooperative Extension serve all people regardless of economic or social status and will not discriminate on the basis of race, color, ethnic origin, national origin, creed, religion, political belief, sex, sexual orientation, gender identity, gender expression, pregnancy, marital status, genetic information, age, veteran status, physical or mental disability or reprisal or retaliation for prior civil rights activity. Reasonable accommodation of disability may be available with prior notice. Program information may be available in languages other than English.
University of Kentucky, Kentucky State University, U.S. Department of Agriculture, and Kentucky Counties, Cooperating.
Lexington, KY 40506



Disabilities
accommodated
with prior notification.



Grandparents Living with Grandchildren Calloway County



Kentucky: By The Numbers
<http://kybtn.ca.uky.edu>

Julie N. Zimmerman, Professor, Rural Sociology
Amy Kostelic, Associate Professor, Adult Development and Aging.
August, 2024

Nationally, 3.7% of households have a grandparent who is living with their grandchildren (called coresident). For some grandparents, living with their grandchildren means also being responsible for them. According to the 2022 American Community Survey (ACS) 5-year estimates, between 2017 and 2022 in Kentucky there were an estimated 51,247 (+/- 2,009) grandparents who both lived with and had responsibility for their grandchildren. Of these, around two thirds were women and about one quarter had an income that was below poverty.

For more on grandparents living with their grandchildren, see the Census Bureau's resources at:

<https://www.census.gov/library/publications/2024/demo/p20-588.html>

For help in understanding the margin of error (the number in parentheses), see "And Now for the Grain of Salt: Margins of Error and the American Community Survey" at <https://kybtn.ca.uky.edu/content/publications>

The Kentucky: By the Numbers provides resources and access to county data to support local decision making. The entire series is available at <http://kybtn.ca.uky.edu>.

	County	
	2017-2022 5-year Estimate	Margin of Error (MOE)
Number of grandparents living with own grandchildren under 18 years	648	(+/- 152)
Grandparents living with own grandchildren under 18 years and responsible for grandchildren	330	(+/- 142)
Grandparent ages 30-59	184	(+/- 111)
Grandparent ages 60 and over	146	(+/- 80)
Percent of grandparents living with <u>and responsible</u> for grandchildren who are...		
... female	77.9%	(+/- 9.7%)
... male	22.1%	(+/- 9.7%)
... ages 30-59		
... female	79.9%	(+/- 15.1%)
... male	20.1%	(+/- 15.1%)
... ages 60 and over		
... female	75.3%	(+/- 18.2%)
... male	24.7%	(+/- 18.2%)
... in the labor force	30.6%	(+/- 16.0%)
... with income in the past 12 months that was below poverty level	31.2%	(+/- 22.1%)
... with no parent of grandchildren present	52.1%	(+/- 17.3%)

These data are from Table S1002 from the 2022 American Community Survey 5-year estimates.

Additional data are available at: <https://data.census.gov>

~ American Community Survey ~

Grandparents Living with Grandchildren Calloway County



<http://kybtn.ca.uky.edu>



Kentucky: By The Numbers
<http://kybtn.ca.uky.edu>

Julie N. Zimmerman, Professor, Rural Sociology
Amy Kostelic, Associate Professor Adult Development and Aging.
August, 2024

The Kentucky: By the Numbers provides resources and access to county data to support local decision making. The entire series is available at <http://kybtn.ca.uky.edu>.

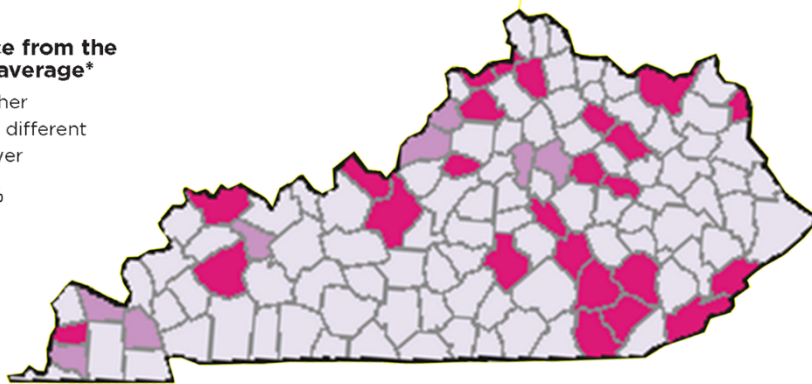
Percentage of Population 30 Years Old and Over Living with Grandchildren: 2017-2021

American Community Survey 5-year estimates

Difference from the national average*

- Higher
- Not different
- Lower

U.S. = 3.6%



* Difference from the national average is significant at the 90 percent confidence level.

Map Source: Grandparents and their Coresident Grandchildren: 2021. U.S. Census Bureau. Pg. 7

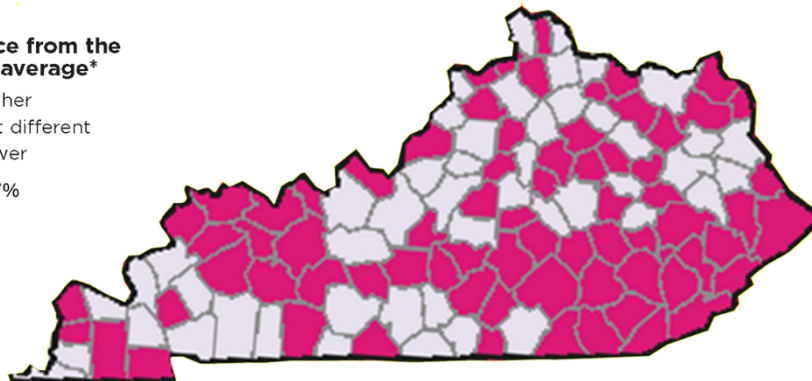
Percentage of Population Living with Grandchildren Who Are Responsible for Their Coresident Grandchildren: 2017-2021

American Community Survey 5-year estimates

Difference from the national average*

- Higher
- Not different
- Lower

U.S. = 32.7%



* Difference from the national average is significant at the 90 percent confidence level.

Map Source: Grandparents and their Coresident Grandchildren: 2021. U.S. Census Bureau. Pg. 8.

Kentucky: By The Numbers is an Extension program in the Department of Community and Leadership Development at the University of Kentucky. For more information contact your local Cooperative Extension office or Dr. Julie N. Zimmerman, Professor of Rural Sociology, Department of Community and Leadership Development, 500 Garrigus Building, University of Kentucky, Lexington, KY 40546-0215. email: izimm@uky.edu. The entire series is online at <http://kybtn.ca.uky.edu>

Cooperative Extension Service

Agriculture and Natural Resources
Family and Consumer Sciences
4-H Youth Development
Community and Economic Development

MARTIN-GATTON COLLEGE OF AGRICULTURE, FOOD AND ENVIRONMENT

Educational programs of Kentucky Cooperative Extension serve all people regardless of economic or social status and will not discriminate on the basis of race, color, ethnic origin, national origin, creed, religion, political belief, sex, sexual orientation, gender identity, gender expression, pregnancy, marital status, genetic information, age, veteran status, physical or mental disability or reprisal or retaliation for prior civil rights activity. Reasonable accommodation of disability may be available with prior notice. Program information may be available in languages other than English. University of Kentucky, Kentucky State University, U.S. Department of Agriculture, and Kentucky Counties, Cooperating.

Lexington, KY 40506



Disabilities
accommodated
with prior notification.



Grandparents Living with Grandchildren Campbell County



Kentucky: By The Numbers
<http://kybtn.ca.uky.edu>

Julie N. Zimmerman, Professor, Rural Sociology
Amy Kostelic, Associate Professor, Adult Development and Aging.
August, 2024

Nationally, 3.7% of households have a grandparent who is living with their grandchildren (called coresident). For some grandparents, living with their grandchildren means also being responsible for them. According to the 2022 American Community Survey (ACS) 5-year estimates, between 2017 and 2022 in Kentucky there were an estimated 51,247 (+/- 2,009) grandparents who both lived with and had responsibility for their grandchildren. Of these, around two thirds were women and about one quarter had an income that was below poverty.

For more on grandparents living with their grandchildren, see the Census Bureau's resources at:

<https://www.census.gov/library/publications/2024/demo/p20-588.html>

For help in understanding the margin of error (the number in parentheses), see "And Now for the Grain of Salt: Margins of Error and the American Community Survey" at <https://kybtn.ca.uky.edu/content/publications>

The Kentucky: By the Numbers provides resources and access to county data to support local decision making. The entire series is available at <http://kybtn.ca.uky.edu>.

	County	
	2017-2022 5-year Estimate	Margin of Error (MOE)
Number of grandparents living with own grandchildren under 18 years	2,057	(+/- 384)
Grandparents living with own grandchildren under 18 years and responsible for grandchildren	760	(+/- 264)
Grandparent ages 30-59	301	(+/- 131)
Grandparent ages 60 and over	459	(+/- 225)
Percent of grandparents living with <u>and responsible</u> for grandchildren who are...		
... female	55.3%	(+/- 8.4%)
... male	44.7%	(+/- 8.4%)
... ages 30-59		
... female	63.8%	(+/- 17.8%)
... male	36.2%	(+/- 17.8%)
... ages 60 and over		
... female	49.7%	(+/- 10.4%)
... male	50.3%	(+/- 10.4%)
... in the labor force	43.8%	(+/- 10.6%)
... with income in the past 12 months that was below poverty level	22.0%	(+/- 13.2%)
... with no parent of grandchildren present	42.2%	(+/- 16.8%)

These data are from Table S1002 from the 2022 American Community Survey 5-year estimates.

Additional data are available at: <https://data.census.gov>

~ American Community Survey ~

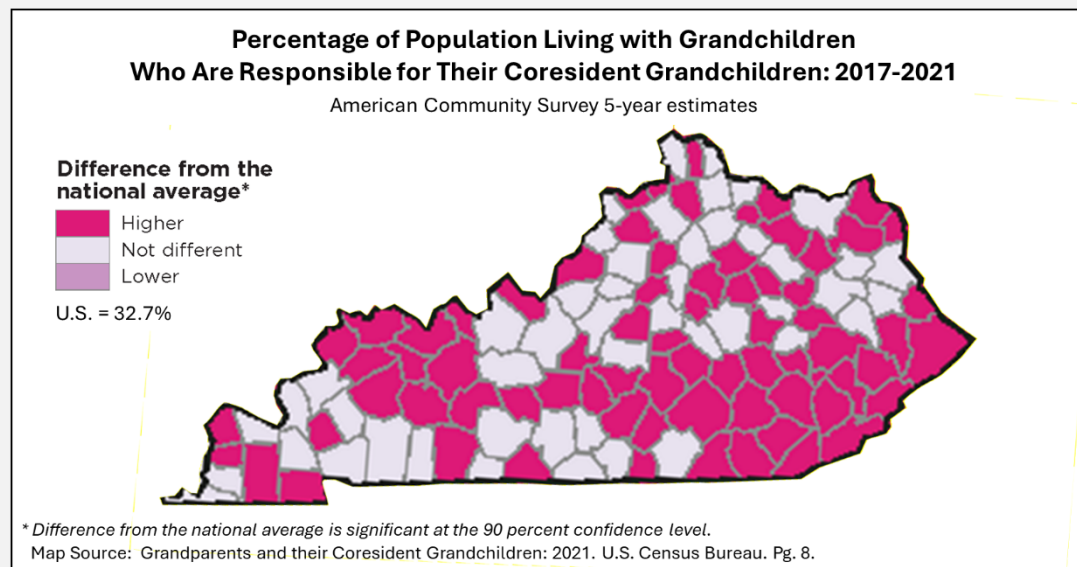
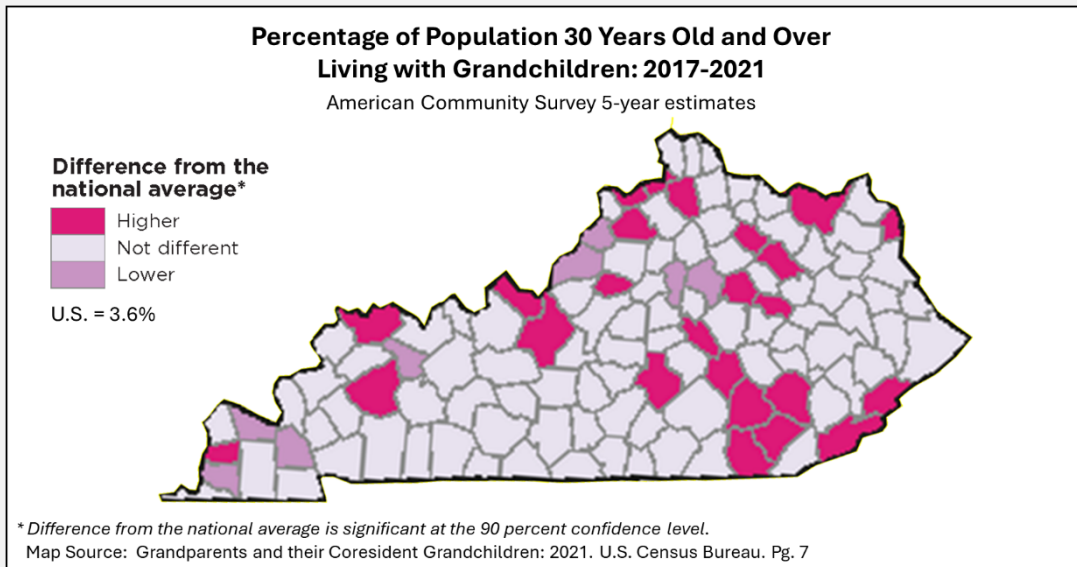
Grandparents Living with Grandchildren Campbell County



Kentucky: By The Numbers
<http://kybtn.ca.uky.edu>

Julie N. Zimmerman, Professor, Rural Sociology
Amy Kostelic, Associate Professor Adult Development and Aging.
August, 2024

The Kentucky: By the Numbers provides resources and access to county data to support local decision making. The entire series is available at <http://kybtn.ca.uky.edu>.



Kentucky: By The Numbers is an Extension program in the Department of Community and Leadership Development at the University of Kentucky. For more information contact your local Cooperative Extension office or Dr. Julie N. Zimmerman, Professor of Rural Sociology, Department of Community and Leadership Development, 500 Garrigus Building, University of Kentucky, Lexington, KY 40546-0215. email: izimm@uky.edu. The entire series is online at <http://kybtn.ca.uky.edu>

Cooperative Extension Service

Agriculture and Natural Resources
Family and Consumer Sciences
4-H Youth Development
Community and Economic Development

MARTIN-GATTON COLLEGE OF AGRICULTURE, FOOD AND ENVIRONMENT

Educational programs of Kentucky Cooperative Extension serve all people regardless of economic or social status and will not discriminate on the basis of race, color, ethnic origin, national origin, creed, religion, political belief, sex, sexual orientation, gender identity, gender expression, pregnancy, marital status, genetic information, age, veteran status, physical or mental disability or reprisal or retaliation for prior civil rights activity. Reasonable accommodation of disability may be available with prior notice. Program information may be available in languages other than English.
University of Kentucky, Kentucky State University, U.S. Department of Agriculture, and Kentucky Counties, Cooperating.
Lexington, KY 40506



Disabilities
accommodated
with prior notification.



Grandparents Living with Grandchildren Carlisle County



Kentucky: By The Numbers
<http://kybtn.ca.uky.edu>

Julie N. Zimmerman, Professor, Rural Sociology
Amy Kostelic, Associate Professor, Adult Development and Aging.
August, 2024

Nationally, 3.7% of households have a grandparent who is living with their grandchildren (called coresident). For some grandparents, living with their grandchildren means also being responsible for them. According to the 2022 American Community Survey (ACS) 5-year estimates, between 2017 and 2022 in Kentucky there were an estimated 51,247 (+/- 2,009) grandparents who both lived with and had responsibility for their grandchildren. Of these, around two thirds were women and about one quarter had an income that was below poverty.

For more on grandparents living with their grandchildren, see the Census Bureau's resources at:

<https://www.census.gov/library/publications/2024/demo/p20-588.html>

For help in understanding the margin of error (the number in parentheses), see "And Now for the Grain of Salt: Margins of Error and the American Community Survey" at <https://kybtn.ca.uky.edu/content/publications>

The Kentucky: By the Numbers provides resources and access to county data to support local decision making. The entire series is available at <http://kybtn.ca.uky.edu>.

	County	
	2017-2022 5-year Estimate	Margin of Error (MOE)
Number of grandparents living with own grandchildren under 18 years	162	(+/- 65)
Grandparents living with own grandchildren under 18 years and responsible for grandchildren	118	(+/- 60)
Grandparent ages 30-59	55	(+/- 36)
Grandparent ages 60 and over	63	(+/- 40)
Percent of grandparents living with <u>and responsible</u> for grandchildren who are...		
... female	47.5%	(+/- 6.5%)
... male	52.5%	(+/- 6.5%)
... ages 30-59		
... female	36.4%	(+/- 17.6%)
... male	63.6%	(+/- 17.6%)
... ages 60 and over		
... female	57.1%	(+/- 14.7%)
... male	42.9%	(+/- 14.7%)
... in the labor force	26.3%	(+/- 12.9%)
... with income in the past 12 months that was below poverty level	25.4%	(+/- 25.1%)
... with no parent of grandchildren present	84.7%	(+/- 19.9%)

These data are from Table S1002 from the 2022 American Community Survey 5-year estimates.

Additional data are available at: <https://data.census.gov>

~ American Community Survey ~

Grandparents Living with Grandchildren Carlisle County



<http://kybtn.ca.uky.edu>



Kentucky: By The Numbers
<http://kybtn.ca.uky.edu>

Julie N. Zimmerman, Professor, Rural Sociology
Amy Kostelic, Associate Professor Adult Development and Aging.
August, 2024

The Kentucky: By the Numbers provides resources and access to county data to support local decision making. The entire series is available at <http://kybtn.ca.uky.edu>.

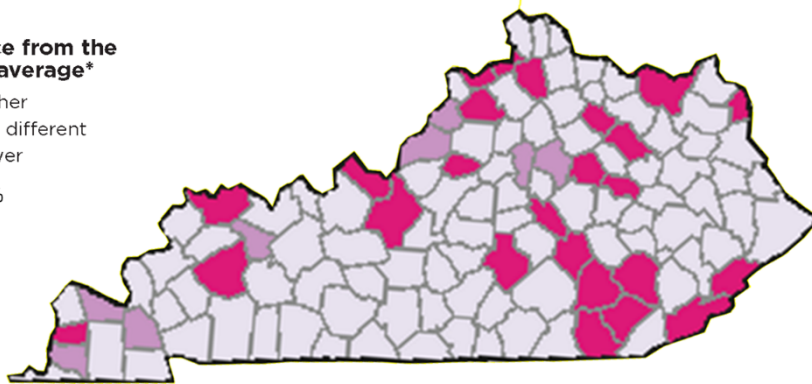
Percentage of Population 30 Years Old and Over Living with Grandchildren: 2017-2021

American Community Survey 5-year estimates

Difference from the national average*

- Higher
- Not different
- Lower

U.S. = 3.6%



* Difference from the national average is significant at the 90 percent confidence level.

Map Source: Grandparents and their Coresident Grandchildren: 2021. U.S. Census Bureau. Pg. 7

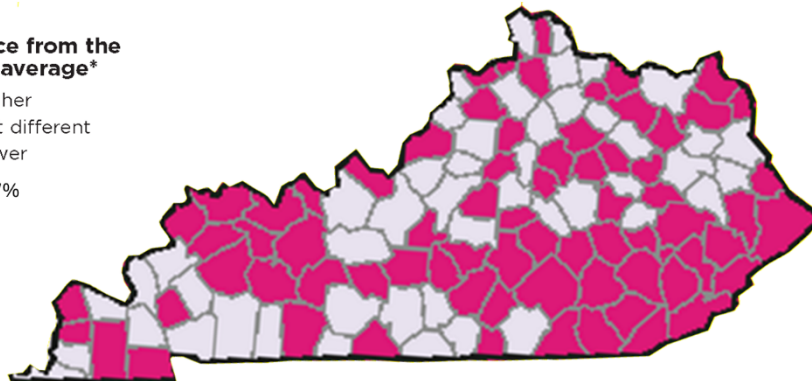
Percentage of Population Living with Grandchildren Who Are Responsible for Their Coresident Grandchildren: 2017-2021

American Community Survey 5-year estimates

Difference from the national average*

- Higher
- Not different
- Lower

U.S. = 32.7%



* Difference from the national average is significant at the 90 percent confidence level.

Map Source: Grandparents and their Coresident Grandchildren: 2021. U.S. Census Bureau. Pg. 8.

Kentucky: By The Numbers is an Extension program in the Department of Community and Leadership Development at the University of Kentucky. For more information contact your local Cooperative Extension office or Dr. Julie N. Zimmerman, Professor of Rural Sociology, Department of Community and Leadership Development, 500 Garrigus Building, University of Kentucky, Lexington, KY 40546-0215. email: izimm@uky.edu. The entire series is online at <http://kybtn.ca.uky.edu>

Cooperative Extension Service

Agriculture and Natural Resources
Family and Consumer Sciences
4-H Youth Development
Community and Economic Development

MARTIN-GATTON COLLEGE OF AGRICULTURE, FOOD AND ENVIRONMENT

Educational programs of Kentucky Cooperative Extension serve all people regardless of economic or social status and will not discriminate on the basis of race, color, ethnic origin, national origin, creed, religion, political belief, sex, sexual orientation, gender identity, gender expression, pregnancy, marital status, genetic information, age, veteran status, physical or mental disability or reprisal or retaliation for prior civil rights activity. Reasonable accommodation of disability may be available with prior notice. Program information may be available in languages other than English. University of Kentucky, Kentucky State University, U.S. Department of Agriculture, and Kentucky Counties, Cooperating.

Lexington, KY 40506



Disabilities
accommodated
with prior notification.