



Grandparents Living with Grandchildren Adair County



Kentucky: By The Numbers
<http://kybtn.ca.uky.edu>

Julie N. Zimmerman, Professor, Rural Sociology
Amy Kostelic, Associate Professor, Adult Development and Aging.
August, 2024

Nationally, 3.7% of households have a grandparent who is living with their grandchildren (called coresident). For some grandparents, living with their grandchildren means also being responsible for them. According to the 2022 American Community Survey (ACS) 5-year estimates, between 2017 and 2022 in Kentucky there were an estimated 51,247 (+/- 2,009) grandparents who both lived with and had responsibility for their grandchildren. Of these, around two thirds were women and about one quarter had an income that was below poverty.

For more on grandparents living with their grandchildren, see the Census Bureau's resources at:

<https://www.census.gov/library/publications/2024/demo/p20-588.html>

For help in understanding the margin of error (the number in parentheses), see "And Now for the Grain of Salt: Margins of Error and the American Community Survey" at <https://kybtn.ca.uky.edu/content/publications>

The Kentucky: By the Numbers provides resources and access to county data to support local decision making. The entire series is available at <http://kybtn.ca.uky.edu>.

	County	
	2017-2022 5-year Estimate	Margin of Error (MOE)
Number of grandparents living with own grandchildren under 18 years	471	(+/- 184)
Grandparents living with own grandchildren under 18 years and responsible for grandchildren	254	(+/- 110)
Grandparent ages 30-59	248	(+/- 111)
Grandparent ages 60 and over	6	(+/- 10)
Percent of grandparents living with <u>and responsible</u> for grandchildren who are...		
... female	63.8%	(+/- 15.8%)
... male	36.2%	(+/- 15.8%)
... ages 30-59		
... female	65.3%	(+/- 15.7%)
... male	34.7%	(+/- 15.7%)
... ages 60 and over		
... female	0.0%	(+/- 100.0%)
... male	100.0%	(+/- 100.0%)
... in the labor force	54.3%	(+/- 21.4%)
... with income in the past 12 months that was below poverty level	50.8%	(+/- 26.1%)
... with no parent of grandchildren present	89.4%	(+/- 13.4%)

These data are from Table S1002 from the 2022 American Community Survey 5-year estimates.

Additional data are available at: <https://data.census.gov>

~ American Community Survey ~

Grandparents Living with Grandchildren Adair County



<http://kybtn.ca.uky.edu>



Kentucky: By The Numbers
<http://kybtn.ca.uky.edu>

Julie N. Zimmerman, Professor, Rural Sociology
Amy Kostelic, Associate Professor Adult Development and Aging.
August, 2024

The Kentucky: By the Numbers provides resources and access to county data to support local decision making. The entire series is available at <http://kybtn.ca.uky.edu>.

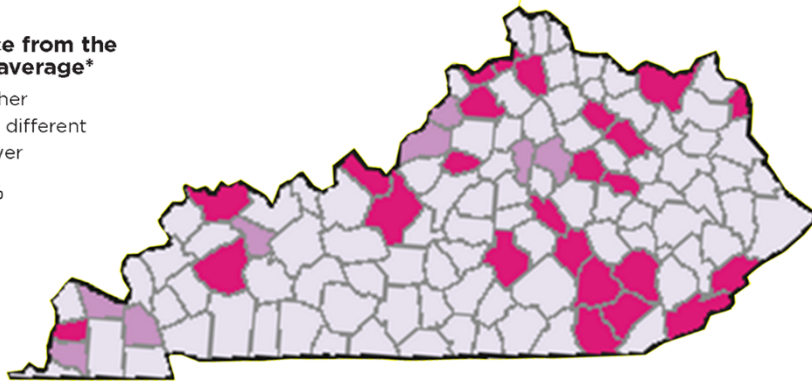
Percentage of Population 30 Years Old and Over Living with Grandchildren: 2017-2021

American Community Survey 5-year estimates

Difference from the national average*

- Higher
- Not different
- Lower

U.S. = 3.6%



* Difference from the national average is significant at the 90 percent confidence level.

Map Source: Grandparents and their Coresident Grandchildren: 2021. U.S. Census Bureau. Pg. 7

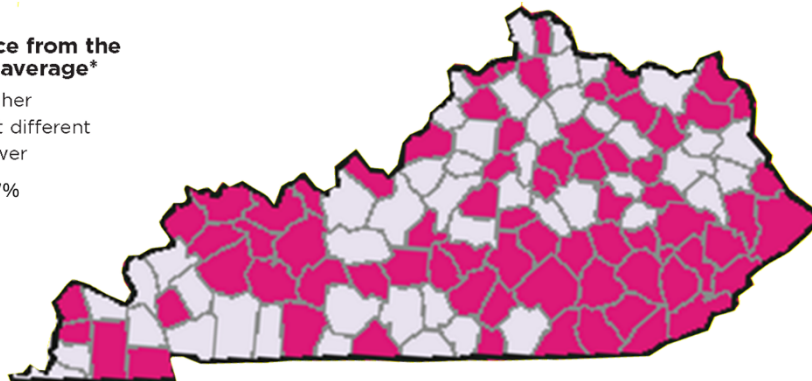
Percentage of Population Living with Grandchildren Who Are Responsible for Their Coresident Grandchildren: 2017-2021

American Community Survey 5-year estimates

Difference from the national average*

- Higher
- Not different
- Lower

U.S. = 32.7%



* Difference from the national average is significant at the 90 percent confidence level.

Map Source: Grandparents and their Coresident Grandchildren: 2021. U.S. Census Bureau. Pg. 8.

Kentucky: By The Numbers is an Extension program in the Department of Community and Leadership Development at the University of Kentucky. For more information contact your local Cooperative Extension office or Dr. Julie N. Zimmerman, Professor of Rural Sociology, Department of Community and Leadership Development, 500 Garrigus Building, University of Kentucky, Lexington, KY 40546-0215. email: izimm@uky.edu. The entire series is online at <http://kybtn.ca.uky.edu>

Cooperative Extension Service

Agriculture and Natural Resources
Family and Consumer Sciences
4-H Youth Development
Community and Economic Development

MARTIN-GATTON COLLEGE OF AGRICULTURE, FOOD AND ENVIRONMENT

Educational programs of Kentucky Cooperative Extension serve all people regardless of economic or social status and will not discriminate on the basis of race, color, ethnic origin, national origin, creed, religion, political belief, sex, sexual orientation, gender identity, gender expression, pregnancy, marital status, genetic information, age, veteran status, physical or mental disability or reprisal or retaliation for prior civil rights activity. Reasonable accommodation of disability may be available with prior notice. Program information may be available in languages other than English. University of Kentucky, Kentucky State University, U.S. Department of Agriculture, and Kentucky Counties, Cooperating.

Lexington, KY 40506



Disabilities
accommodated
with prior notification.



Grandparents Living with Grandchildren Allen County



Kentucky: By The Numbers
<http://kybtn.ca.uky.edu>

Julie N. Zimmerman, Professor, Rural Sociology
Amy Kostelic, Associate Professor, Adult Development and Aging.
August, 2024

Nationally, 3.7% of households have a grandparent who is living with their grandchildren (called coresident). For some grandparents, living with their grandchildren means also being responsible for them. According to the 2022 American Community Survey (ACS) 5-year estimates, between 2017 and 2022 in Kentucky there were an estimated 51,247 (+/- 2,009) grandparents who both lived with and had responsibility for their grandchildren. Of these, around two thirds were women and about one quarter had an income that was below poverty.

For more on grandparents living with their grandchildren, see the Census Bureau's resources at:

<https://www.census.gov/library/publications/2024/demo/p20-588.html>

For help in understanding the margin of error (the number in parentheses), see "And Now for the Grain of Salt: Margins of Error and the American Community Survey" at <https://kybtn.ca.uky.edu/content/publications>

The Kentucky: By the Numbers provides resources and access to county data to support local decision making. The entire series is available at <http://kybtn.ca.uky.edu>.

	County	
	2017-2022 5-year Estimate	Margin of Error (MOE)
Number of grandparents living with own grandchildren under 18 years	587	(+/- 226)
Grandparents living with own grandchildren under 18 years and responsible for grandchildren	327	(+/- 156)
Grandparent ages 30-59	228	(+/- 136)
Grandparent ages 60 and over	99	(+/- 71)
Percent of grandparents living with <u>and responsible</u> for grandchildren who are...		
... female	59.3%	(+/- 13.9%)
... male	40.7%	(+/- 13.9%)
... ages 30-59		
... female	67.1%	(+/- 15.8%)
... male	32.9%	(+/- 15.8%)
... ages 60 and over		
... female	41.4%	(+/- 28.9%)
... male	58.6%	(+/- 28.9%)
... in the labor force	49.8%	(+/- 20.5%)
... with income in the past 12 months that was below poverty level	26.9%	(+/- 20.5%)
... with no parent of grandchildren present	49.2%	(+/- 25.1%)

These data are from Table S1002 from the 2022 American Community Survey 5-year estimates.

Additional data are available at: <https://data.census.gov>

~ American Community Survey ~

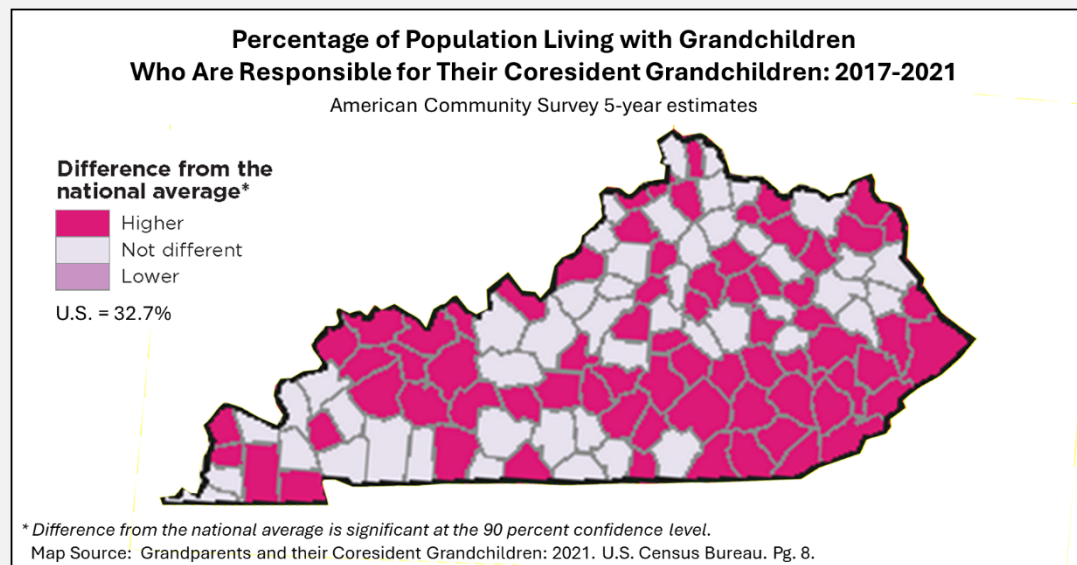
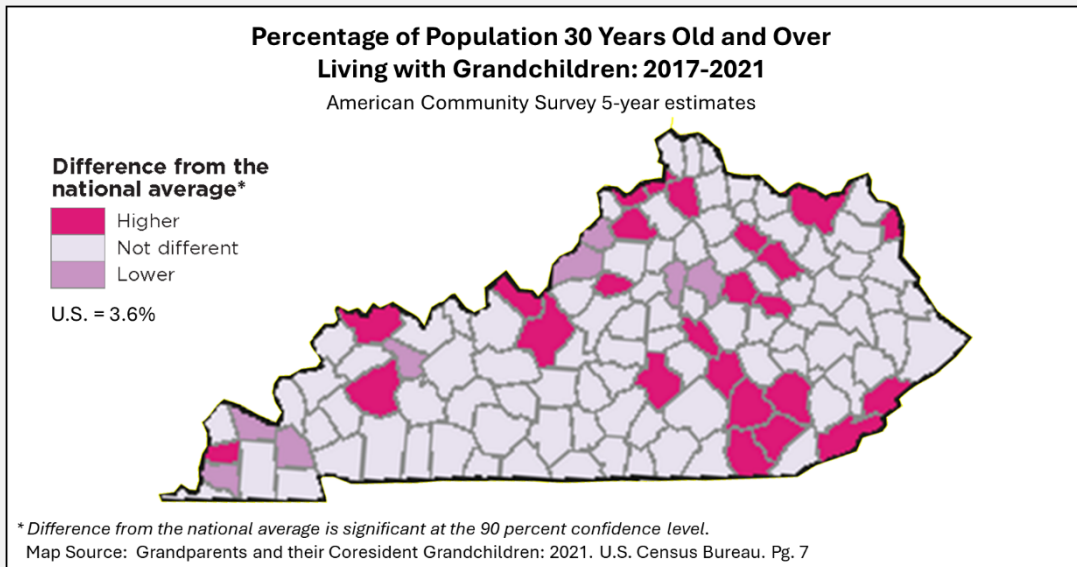
Grandparents Living with Grandchildren Allen County



Kentucky: By The Numbers
<http://kybtn.ca.uky.edu>

Julie N. Zimmerman, Professor, Rural Sociology
Amy Kostelic, Associate Professor Adult Development and Aging.
August, 2024

The Kentucky: By the Numbers provides resources and access to county data to support local decision making. The entire series is available at <http://kybtn.ca.uky.edu>.



Kentucky: By The Numbers is an Extension program in the Department of Community and Leadership Development at the University of Kentucky. For more information contact your local Cooperative Extension office or Dr. Julie N. Zimmerman, Professor of Rural Sociology, Department of Community and Leadership Development, 500 Garrigus Building, University of Kentucky, Lexington, KY 40546-0215. email: izimm@uky.edu. The entire series is online at <http://kybtn.ca.uky.edu>

Cooperative Extension Service

Agriculture and Natural Resources
Family and Consumer Sciences
4-H Youth Development
Community and Economic Development

MARTIN-GATTON COLLEGE OF AGRICULTURE, FOOD AND ENVIRONMENT

Educational programs of Kentucky Cooperative Extension serve all people regardless of economic or social status and will not discriminate on the basis of race, color, ethnic origin, national origin, creed, religion, political belief, sex, sexual orientation, gender identity, gender expression, pregnancy, marital status, genetic information, age, veteran status, physical or mental disability or reprisal or retaliation for prior civil rights activity. Reasonable accommodation of disability may be available with prior notice. Program information may be available in languages other than English. University of Kentucky, Kentucky State University, U.S. Department of Agriculture, and Kentucky Counties, Cooperating.
Lexington, KY 40506



Disabilities
accommodated
with prior notification.



Grandparents Living with Grandchildren Anderson County



Kentucky: By The Numbers
<http://kybtn.ca.uky.edu>

Julie N. Zimmerman, Professor, Rural Sociology
Amy Kostelic, Associate Professor, Adult Development and Aging.
August, 2024

Nationally, 3.7% of households have a grandparent who is living with their grandchildren (called coresident). For some grandparents, living with their grandchildren means also being responsible for them. According to the 2022 American Community Survey (ACS) 5-year estimates, between 2017 and 2022 in Kentucky there were an estimated 51,247 (+/- 2,009) grandparents who both lived with and had responsibility for their grandchildren. Of these, around two thirds were women and about one quarter had an income that was below poverty.

For more on grandparents living with their grandchildren, see the Census Bureau's resources at:

<https://www.census.gov/library/publications/2024/demo/p20-588.html>

For help in understanding the margin of error (the number in parentheses), see "And Now for the Grain of Salt: Margins of Error and the American Community Survey" at <https://kybtn.ca.uky.edu/content/publications>

The Kentucky: By the Numbers provides resources and access to county data to support local decision making. The entire series is available at <http://kybtn.ca.uky.edu>.

	County	
	2017-2022 5-year Estimate	Margin of Error (MOE)
Number of grandparents living with own grandchildren under 18 years	550	(+/- 192)
Grandparents living with own grandchildren under 18 years and responsible for grandchildren	364	(+/- 180)
Grandparent ages 30-59	284	(+/- 178)
Grandparent ages 60 and over	80	(+/- 69)
Percent of grandparents living with <u>and responsible</u> for grandchildren who are...		
... female	54.1%	(+/- 8.2%)
... male	45.9%	(+/- 8.2%)
... ages 30-59		
... female	53.9%	(+/- 10.4%)
... male	46.1%	(+/- 10.4%)
... ages 60 and over		
... female	55.0%	(+/- 24.8%)
... male	45.0%	(+/- 24.8%)
... in the labor force	72.3%	(+/- 18.9%)
... with income in the past 12 months that was below poverty level	45.3%	(+/- 34.6%)
... with no parent of grandchildren present	39.8%	(+/- 27.0%)

These data are from Table S1002 from the 2022 American Community Survey 5-year estimates.

Additional data are available at: <https://data.census.gov>

~ American Community Survey ~

Grandparents Living with Grandchildren Anderson County



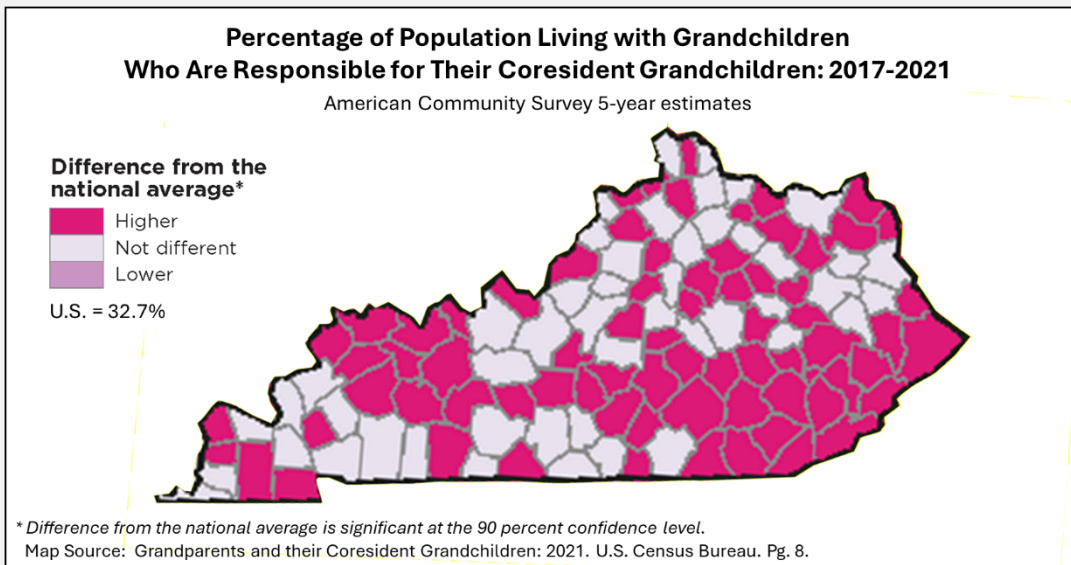
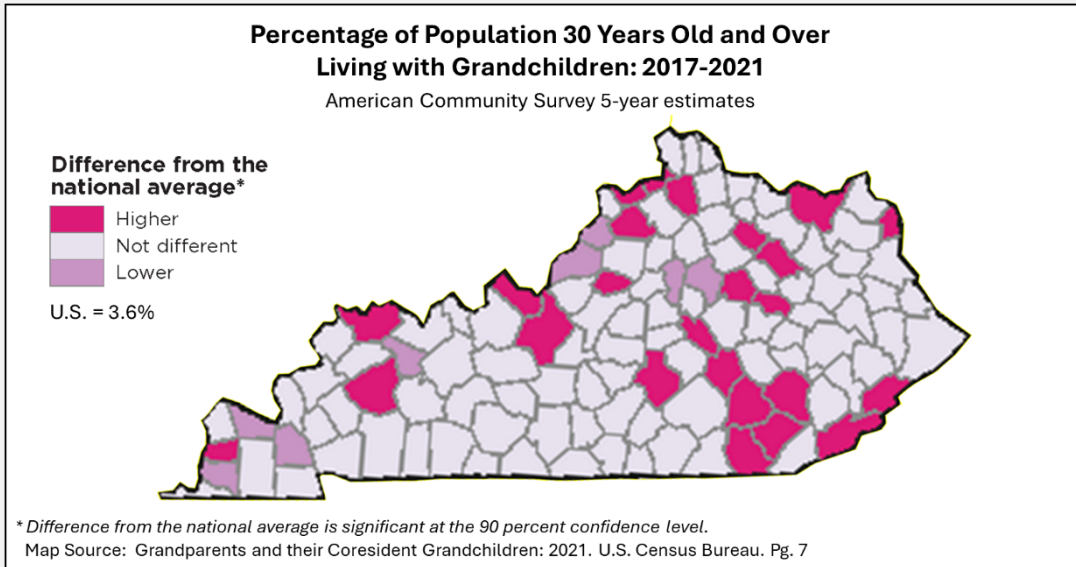
<http://kybtn.ca.uky.edu>



Kentucky: By The Numbers
<http://kybtn.ca.uky.edu>

Julie N. Zimmerman, Professor, Rural Sociology
Amy Kostelic, Associate Professor Adult Development and Aging.
August, 2024

The Kentucky: By the Numbers provides resources and access to county data to support local decision making. The entire series is available at <http://kybtn.ca.uky.edu>.



Kentucky: By The Numbers is an Extension program in the Department of Community and Leadership Development at the University of Kentucky. For more information contact your local Cooperative Extension office or Dr. Julie N. Zimmerman, Professor of Rural Sociology, Department of Community and Leadership Development, 500 Garrigus Building, University of Kentucky, Lexington, KY 40546-0215. email: izimm@uky.edu. The entire series is online at <http://kybtn.ca.uky.edu>

Cooperative Extension Service

Agriculture and Natural Resources
Family and Consumer Sciences
4-H Youth Development
Community and Economic Development

MARTIN-GATTON COLLEGE OF AGRICULTURE, FOOD AND ENVIRONMENT

Educational programs of Kentucky Cooperative Extension serve all people regardless of economic or social status and will not discriminate on the basis of race, color, ethnic origin, national origin, creed, religion, political belief, sex, sexual orientation, gender identity, gender expression, pregnancy, marital status, genetic information, age, veteran status, physical or mental disability or reprisal or retaliation for prior civil rights activity. Reasonable accommodation of disability may be available with prior notice. Program information may be available in languages other than English.
University of Kentucky, Kentucky State University, U.S. Department of Agriculture, and Kentucky Counties, Cooperating.
Lexington, KY 40506



Disabilities
accommodated
with prior notification.



Grandparents Living with Grandchildren Ballard County



Kentucky: By The Numbers
<http://kybtn.ca.uky.edu>

Julie N. Zimmerman, Professor, Rural Sociology
Amy Kostelic, Associate Professor, Adult Development and Aging.
August, 2024

Nationally, 3.7% of households have a grandparent who is living with their grandchildren (called coresident). For some grandparents, living with their grandchildren means also being responsible for them. According to the 2022 American Community Survey (ACS) 5-year estimates, between 2017 and 2022 in Kentucky there were an estimated 51,247 (+/- 2,009) grandparents who both lived with and had responsibility for their grandchildren. Of these, around two thirds were women and about one quarter had an income that was below poverty.

For more on grandparents living with their grandchildren, see the Census Bureau's resources at:

<https://www.census.gov/library/publications/2024/demo/p20-588.html>

For help in understanding the margin of error (the number in parentheses), see "And Now for the Grain of Salt: Margins of Error and the American Community Survey" at <https://kybtn.ca.uky.edu/content/publications>

The Kentucky: By the Numbers provides resources and access to county data to support local decision making. The entire series is available at <http://kybtn.ca.uky.edu>.

	County	
	2017-2022 5-year Estimate	Margin of Error (MOE)
Number of grandparents living with own grandchildren under 18 years	129	(+/- 64)
Grandparents living with own grandchildren under 18 years and responsible for grandchildren	91	(+/- 52)
Grandparent ages 30-59	54	(+/- 39)
Grandparent ages 60 and over	37	(+/- 27)
Percent of grandparents living with <u>and responsible</u> for grandchildren who are...		
... female	75.8%	(+/- 14.1%)
... male	24.2%	(+/- 14.1%)
... ages 30-59		
... female	74.1%	(+/- 21.4%)
... male	25.9%	(+/- 21.4%)
... ages 60 and over		
... female	78.4%	(+/- 29.6%)
... male	21.6%	(+/- 29.6%)
... in the labor force	52.7%	(+/- 30.1%)
... with income in the past 12 months that was below poverty level	19.8%	(+/- 29.1%)
... with no parent of grandchildren present	27.5%	(+/- 26.6%)

These data are from Table S1002 from the 2022 American Community Survey 5-year estimates.

Additional data are available at: <https://data.census.gov>

~ American Community Survey ~

Grandparents Living with Grandchildren Ballard County



<http://kybtn.ca.uky.edu>



Kentucky: By The Numbers
<http://kybtn.ca.uky.edu>

Julie N. Zimmerman, Professor, Rural Sociology
Amy Kostelic, Associate Professor Adult Development and Aging.
August, 2024

The Kentucky: By the Numbers provides resources and access to county data to support local decision making. The entire series is available at <http://kybtn.ca.uky.edu>.

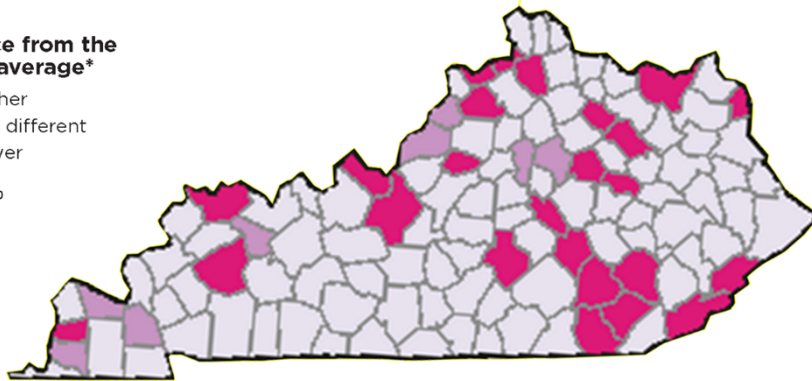
Percentage of Population 30 Years Old and Over Living with Grandchildren: 2017-2021

American Community Survey 5-year estimates

Difference from the national average*

- Higher
- Not different
- Lower

U.S. = 3.6%



* Difference from the national average is significant at the 90 percent confidence level.

Map Source: Grandparents and their Coresident Grandchildren: 2021. U.S. Census Bureau. Pg. 7

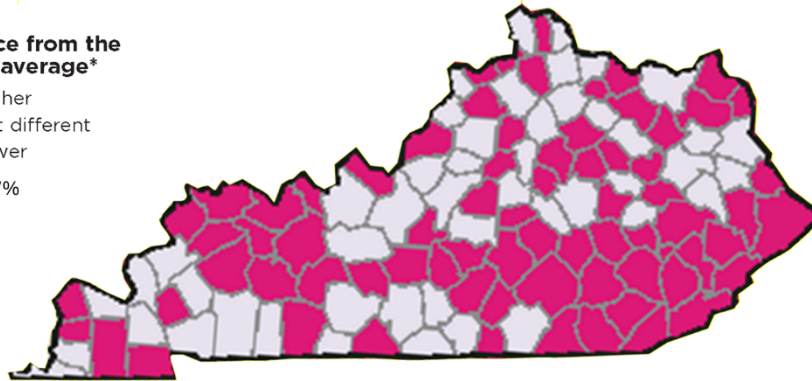
Percentage of Population Living with Grandchildren Who Are Responsible for Their Coresident Grandchildren: 2017-2021

American Community Survey 5-year estimates

Difference from the national average*

- Higher
- Not different
- Lower

U.S. = 32.7%



* Difference from the national average is significant at the 90 percent confidence level.

Map Source: Grandparents and their Coresident Grandchildren: 2021. U.S. Census Bureau. Pg. 8.

Kentucky: By The Numbers is an Extension program in the Department of Community and Leadership Development at the University of Kentucky. For more information contact your local Cooperative Extension office or Dr. Julie N. Zimmerman, Professor of Rural Sociology, Department of Community and Leadership Development, 500 Garrigus Building, University of Kentucky, Lexington, KY 40546-0215. email: izimm@uky.edu. The entire series is online at <http://kybtn.ca.uky.edu>

Cooperative Extension Service

Agriculture and Natural Resources
Family and Consumer Sciences
4-H Youth Development
Community and Economic Development

MARTIN-GATTON COLLEGE OF AGRICULTURE, FOOD AND ENVIRONMENT

Educational programs of Kentucky Cooperative Extension serve all people regardless of economic or social status and will not discriminate on the basis of race, color, ethnic origin, national origin, creed, religion, political belief, sex, sexual orientation, gender identity, gender expression, pregnancy, marital status, genetic information, age, veteran status, physical or mental disability or reprisal or retaliation for prior civil rights activity. Reasonable accommodation of disability may be available with prior notice. Program information may be available in languages other than English. University of Kentucky, Kentucky State University, U.S. Department of Agriculture, and Kentucky Counties, Cooperating.
Lexington, KY 40506



Disabilities
accommodated
with prior notification.



Grandparents Living with Grandchildren Barren County



Kentucky: By The Numbers
<http://kybtn.ca.uky.edu>

Julie N. Zimmerman, Professor, Rural Sociology
Amy Kostelic, Associate Professor, Adult Development and Aging.
August, 2024

Nationally, 3.7% of households have a grandparent who is living with their grandchildren (called coresident). For some grandparents, living with their grandchildren means also being responsible for them. According to the 2022 American Community Survey (ACS) 5-year estimates, between 2017 and 2022 in Kentucky there were an estimated 51,247 (+/- 2,009) grandparents who both lived with and had responsibility for their grandchildren. Of these, around two thirds were women and about one quarter had an income that was below poverty.

For more on grandparents living with their grandchildren, see the Census Bureau's resources at:

<https://www.census.gov/library/publications/2024/demo/p20-588.html>

For help in understanding the margin of error (the number in parentheses), see "And Now for the Grain of Salt: Margins of Error and the American Community Survey" at <https://kybtn.ca.uky.edu/content/publications>

The Kentucky: By the Numbers provides resources and access to county data to support local decision making. The entire series is available at <http://kybtn.ca.uky.edu>.

	County	
	2017-2022 5-year Estimate	Margin of Error (MOE)
Number of grandparents living with own grandchildren under 18 years	1,122	(+/- 258)
Grandparents living with own grandchildren under 18 years and responsible for grandchildren	516	(+/- 181)
Grandparent ages 30-59	342	(+/- 155)
Grandparent ages 60 and over	174	(+/- 105)
Percent of grandparents living with <u>and responsible</u> for grandchildren who are...		
... female	50.0%	(+/- 11.3%)
... male	50.0%	(+/- 11.3%)
... ages 30-59		
... female	60.8%	(+/- 11.6%)
... male	39.2%	(+/- 11.6%)
... ages 60 and over		
... female	28.7%	(+/- 18.4%)
... male	71.3%	(+/- 18.4%)
... in the labor force	76.7%	(+/- 13.7%)
... with income in the past 12 months that was below poverty level	17.1%	(+/- 13.6%)
... with no parent of grandchildren present	32.8%	(+/- 16.6%)

These data are from Table S1002 from the 2022 American Community Survey 5-year estimates.

Additional data are available at: <https://data.census.gov>

~ American Community Survey ~

Grandparents Living with Grandchildren Barren County



<http://kybtn.ca.uky.edu>



Kentucky: By The Numbers
<http://kybtn.ca.uky.edu>

Julie N. Zimmerman, Professor, Rural Sociology
Amy Kostelic, Associate Professor Adult Development and Aging.
August, 2024

The Kentucky: By the Numbers provides resources and access to county data to support local decision making. The entire series is available at <http://kybtn.ca.uky.edu>.

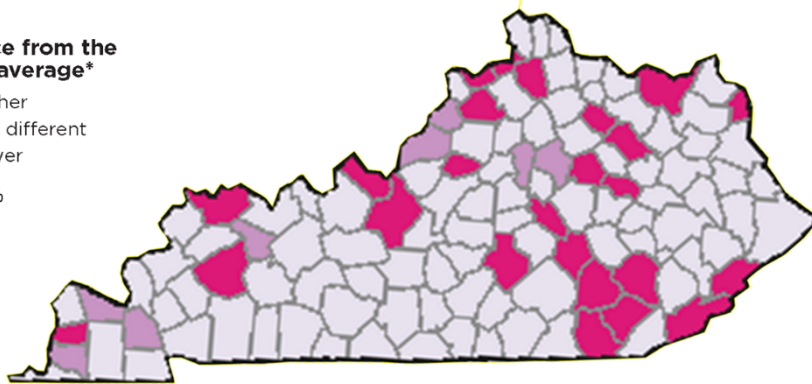
Percentage of Population 30 Years Old and Over Living with Grandchildren: 2017-2021

American Community Survey 5-year estimates

Difference from the national average*

- Higher
- Not different
- Lower

U.S. = 3.6%



* Difference from the national average is significant at the 90 percent confidence level.

Map Source: Grandparents and their Coresident Grandchildren: 2021. U.S. Census Bureau. Pg. 7

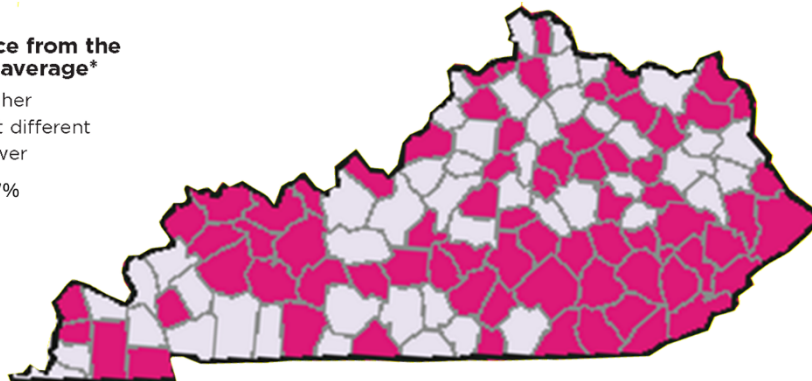
Percentage of Population Living with Grandchildren Who Are Responsible for Their Coresident Grandchildren: 2017-2021

American Community Survey 5-year estimates

Difference from the national average*

- Higher
- Not different
- Lower

U.S. = 32.7%



* Difference from the national average is significant at the 90 percent confidence level.

Map Source: Grandparents and their Coresident Grandchildren: 2021. U.S. Census Bureau. Pg. 8.

Kentucky: By The Numbers is an Extension program in the Department of Community and Leadership Development at the University of Kentucky. For more information contact your local Cooperative Extension office or Dr. Julie N. Zimmerman, Professor of Rural Sociology, Department of Community and Leadership Development, 500 Garrigus Building, University of Kentucky, Lexington, KY 40546-0215. email: izimm@uky.edu. The entire series is online at <http://kybtn.ca.uky.edu>

Cooperative Extension Service

Agriculture and Natural Resources
Family and Consumer Sciences
4-H Youth Development
Community and Economic Development

MARTIN-GATTON COLLEGE OF AGRICULTURE, FOOD AND ENVIRONMENT

Educational programs of Kentucky Cooperative Extension serve all people regardless of economic or social status and will not discriminate on the basis of race, color, ethnic origin, national origin, creed, religion, political belief, sex, sexual orientation, gender identity, gender expression, pregnancy, marital status, genetic information, age, veteran status, physical or mental disability or reprisal or retaliation for prior civil rights activity. Reasonable accommodation of disability may be available with prior notice. Program information may be available in languages other than English.
University of Kentucky, Kentucky State University, U.S. Department of Agriculture, and Kentucky Counties, Cooperating.

Lexington, KY 40506



Disabilities
accommodated
with prior notification.



Grandparents Living with Grandchildren Bath County



Kentucky: By The Numbers
<http://kybtn.ca.uky.edu>

Julie N. Zimmerman, Professor, Rural Sociology
Amy Kostelic, Associate Professor, Adult Development and Aging.
August, 2024

Nationally, 3.7% of households have a grandparent who is living with their grandchildren (called coresident). For some grandparents, living with their grandchildren means also being responsible for them. According to the 2022 American Community Survey (ACS) 5-year estimates, between 2017 and 2022 in Kentucky there were an estimated 51,247 (+/- 2,009) grandparents who both lived with and had responsibility for their grandchildren. Of these, around two thirds were women and about one quarter had an income that was below poverty.

For more on grandparents living with their grandchildren, see the Census Bureau's resources at:

<https://www.census.gov/library/publications/2024/demo/p20-588.html>

For help in understanding the margin of error (the number in parentheses), see "And Now for the Grain of Salt: Margins of Error and the American Community Survey" at <https://kybtn.ca.uky.edu/content/publications>

The Kentucky: By the Numbers provides resources and access to county data to support local decision making. The entire series is available at <http://kybtn.ca.uky.edu>.

	County	
	2017-2022 5-year Estimate	Margin of Error (MOE)
Number of grandparents living with own grandchildren under 18 years	511	(+/- 213)
Grandparents living with own grandchildren under 18 years and responsible for grandchildren	289	(+/- 154)
Grandparent ages 30-59	136	(+/- 83)
Grandparent ages 60 and over	153	(+/- 115)
Percent of grandparents living with <u>and responsible</u> for grandchildren who are...		
... female	59.5%	(+/- 10.0%)
... male	40.5%	(+/- 10.0%)
... ages 30-59		
... female	58.8%	(+/- 22.5%)
... male	41.2%	(+/- 22.5%)
... ages 60 and over		
... female	60.1%	(+/- 18.1%)
... male	39.9%	(+/- 18.1%)
... in the labor force	53.6%	(+/- 23.9%)
... with income in the past 12 months that was below poverty level	36.0%	(+/- 22.6%)
... with no parent of grandchildren present	69.6%	(+/- 20.0%)

These data are from Table S1002 from the 2022 American Community Survey 5-year estimates.

Additional data are available at: <https://data.census.gov>

~ American Community Survey ~

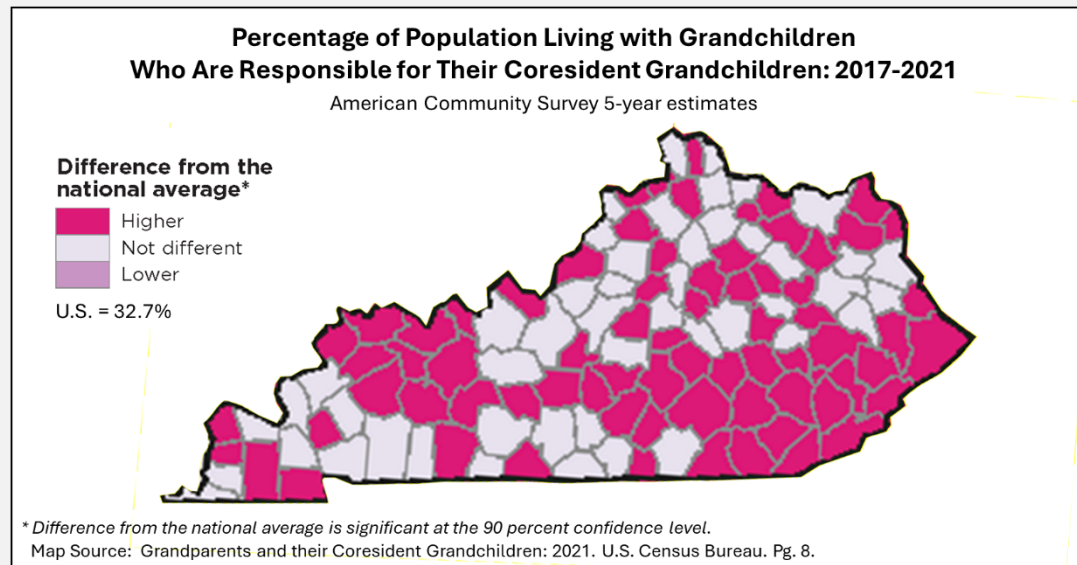
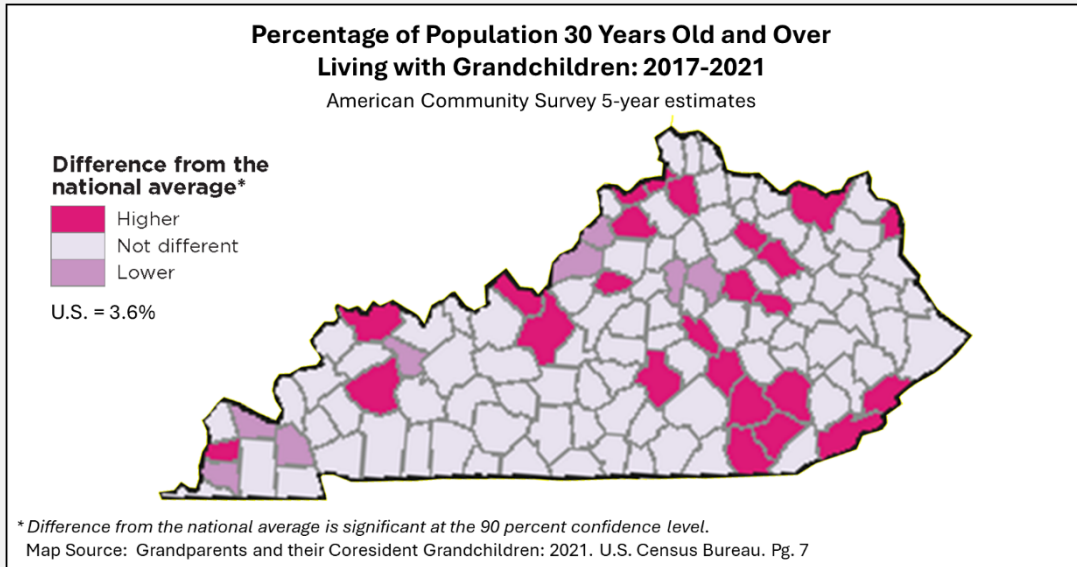
Grandparents Living with Grandchildren Bath County



Kentucky: By The Numbers
<http://kybtn.ca.uky.edu>

Julie N. Zimmerman, Professor, Rural Sociology
Amy Kostelic, Associate Professor Adult Development and Aging.
August, 2024

The Kentucky: By the Numbers provides resources and access to county data to support local decision making. The entire series is available at <http://kybtn.ca.uky.edu>.



Kentucky: By The Numbers is an Extension program in the Department of Community and Leadership Development at the University of Kentucky. For more information contact your local Cooperative Extension office or Dr. Julie N. Zimmerman, Professor of Rural Sociology, Department of Community and Leadership Development, 500 Garrigus Building, University of Kentucky, Lexington, KY 40546-0215. email: izimm@uky.edu. The entire series is online at <http://kybtn.ca.uky.edu>

Cooperative Extension Service

Agriculture and Natural Resources
Family and Consumer Sciences
4-H Youth Development
Community and Economic Development

MARTIN-GATTON COLLEGE OF AGRICULTURE, FOOD AND ENVIRONMENT

Educational programs of Kentucky Cooperative Extension serve all people regardless of economic or social status and will not discriminate on the basis of race, color, ethnic origin, national origin, creed, religion, political belief, sex, sexual orientation, gender identity, gender expression, pregnancy, marital status, genetic information, age, veteran status, physical or mental disability or reprisal or retaliation for prior civil rights activity. Reasonable accommodation of disability may be available with prior notice. Program information may be available in languages other than English.
University of Kentucky, Kentucky State University, U.S. Department of Agriculture, and Kentucky Counties, Cooperating.
Lexington, KY 40506



Disabilities
accommodated
with prior notification.



Grandparents Living with Grandchildren Bell County



Kentucky: By The Numbers
<http://kybtn.ca.uky.edu>

Julie N. Zimmerman, Professor, Rural Sociology
Amy Kostelic, Associate Professor, Adult Development and Aging.
August, 2024

Nationally, 3.7% of households have a grandparent who is living with their grandchildren (called coresident). For some grandparents, living with their grandchildren means also being responsible for them. According to the 2022 American Community Survey (ACS) 5-year estimates, between 2017 and 2022 in Kentucky there were an estimated 51,247 (+/- 2,009) grandparents who both lived with and had responsibility for their grandchildren. Of these, around two thirds were women and about one quarter had an income that was below poverty.

For more on grandparents living with their grandchildren, see the Census Bureau's resources at:

<https://www.census.gov/library/publications/2024/demo/p20-588.html>

For help in understanding the margin of error (the number in parentheses), see "And Now for the Grain of Salt: Margins of Error and the American Community Survey" at <https://kybtn.ca.uky.edu/content/publications>

The Kentucky: By the Numbers provides resources and access to county data to support local decision making. The entire series is available at <http://kybtn.ca.uky.edu>.

	County	
	2017-2022 5-year Estimate	Margin of Error (MOE)
Number of grandparents living with own grandchildren under 18 years	731	(+/- 192)
Grandparents living with own grandchildren under 18 years and responsible for grandchildren	472	(+/- 152)
Grandparent ages 30-59	253	(+/- 121)
Grandparent ages 60 and over	219	(+/- 106)
Percent of grandparents living with <u>and responsible</u> for grandchildren who are...		
... female	59.7%	(+/- 10.1%)
... male	40.3%	(+/- 10.1%)
... ages 30-59		
... female	71.9%	(+/- 14.0%)
... male	28.1%	(+/- 14.0%)
... ages 60 and over		
... female	45.7%	(+/- 19.0%)
... male	54.3%	(+/- 19.0%)
... in the labor force	25.8%	(+/- 13.8%)
... with income in the past 12 months that was below poverty level	34.5%	(+/- 20.5%)
... with no parent of grandchildren present	62.9%	(+/- 22.1%)

These data are from Table S1002 from the 2022 American Community Survey 5-year estimates.

Additional data are available at: <https://data.census.gov>

~ American Community Survey ~

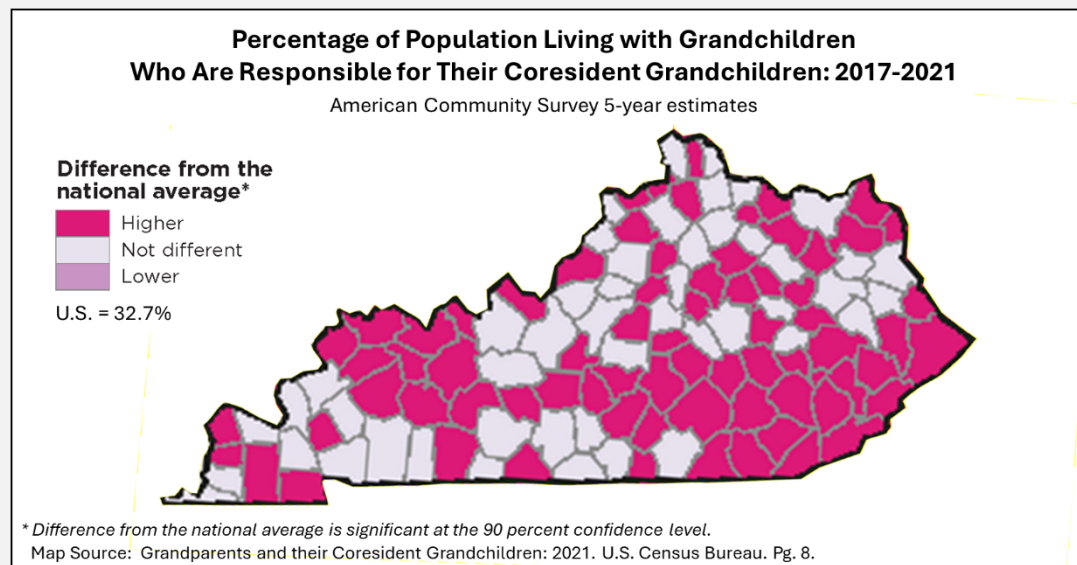
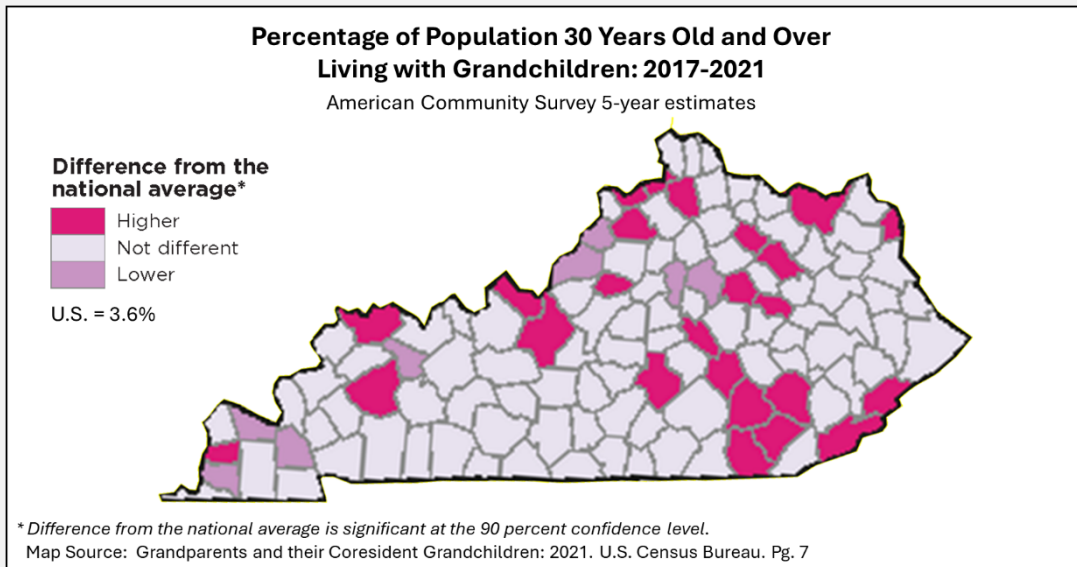
Grandparents Living with Grandchildren Bell County



Kentucky: By The Numbers
<http://kybtn.ca.uky.edu>

Julie N. Zimmerman, Professor, Rural Sociology
Amy Kostelic, Associate Professor Adult Development and Aging.
August, 2024

The Kentucky: By the Numbers provides resources and access to county data to support local decision making. The entire series is available at <http://kybtn.ca.uky.edu>.



Kentucky: By The Numbers is an Extension program in the Department of Community and Leadership Development at the University of Kentucky. For more information contact your local Cooperative Extension office or Dr. Julie N. Zimmerman, Professor of Rural Sociology, Department of Community and Leadership Development, 500 Garrigus Building, University of Kentucky, Lexington, KY 40546-0215. email: izimm@uky.edu. The entire series is online at <http://kybtn.ca.uky.edu>

Cooperative Extension Service

Agriculture and Natural Resources
Family and Consumer Sciences
4-H Youth Development
Community and Economic Development

MARTIN-GATTON COLLEGE OF AGRICULTURE, FOOD AND ENVIRONMENT

Educational programs of Kentucky Cooperative Extension serve all people regardless of economic or social status and will not discriminate on the basis of race, color, ethnic origin, national origin, creed, religion, political belief, sex, sexual orientation, gender identity, gender expression, pregnancy, marital status, genetic information, age, veteran status, physical or mental disability or reprisal or retaliation for prior civil rights activity. Reasonable accommodation of disability may be available with prior notice. Program information may be available in languages other than English. University of Kentucky, Kentucky State University, U.S. Department of Agriculture, and Kentucky Counties, Cooperating.
Lexington, KY 40506



Disabilities
accommodated
with prior notification.



Grandparents Living with Grandchildren Boone County



Kentucky: By The Numbers
<http://kybtn.ca.uky.edu>

Julie N. Zimmerman, Professor, Rural Sociology
Amy Kostelic, Associate Professor, Adult Development and Aging.
August, 2024

Nationally, 3.7% of households have a grandparent who is living with their grandchildren (called coresident). For some grandparents, living with their grandchildren means also being responsible for them. According to the 2022 American Community Survey (ACS) 5-year estimates, between 2017 and 2022 in Kentucky there were an estimated 51,247 (+/- 2,009) grandparents who both lived with and had responsibility for their grandchildren. Of these, around two thirds were women and about one quarter had an income that was below poverty.

For more on grandparents living with their grandchildren, see the Census Bureau's resources at:

<https://www.census.gov/library/publications/2024/demo/p20-588.html>

For help in understanding the margin of error (the number in parentheses), see "And Now for the Grain of Salt: Margins of Error and the American Community Survey" at <https://kybtn.ca.uky.edu/content/publications>

The Kentucky: By the Numbers provides resources and access to county data to support local decision making. The entire series is available at <http://kybtn.ca.uky.edu>.

	County	
	2017-2022 5-year Estimate	Margin of Error (MOE)
Number of grandparents living with own grandchildren under 18 years	2,475	(+/- 481)
Grandparents living with own grandchildren under 18 years <u>and responsible for grandchildren</u>	984	(+/- 264)
Grandparent ages 30-59	499	(+/- 170)
Grandparent ages 60 and over	485	(+/- 213)
Percent of grandparents living with <u>and responsible</u> for grandchildren who are...		
... female	65.9%	(+/- 8.7%)
... male	34.1%	(+/- 8.7%)
... ages 30-59		
... female	61.9%	(+/- 13.1%)
... male	38.1%	(+/- 13.1%)
... ages 60 and over		
... female	69.9%	(+/- 14.1%)
... male	30.1%	(+/- 14.1%)
... in the labor force	49.7%	(+/- 14.8%)
... with income in the past 12 months that was below poverty level	3.7%	(+/- 5.7%)
... with no parent of grandchildren present	31.4%	(+/- 14.0%)

These data are from Table S1002 from the 2022 American Community Survey 5-year estimates.

Additional data are available at: <https://data.census.gov>

~ American Community Survey ~

Grandparents Living with Grandchildren Boone County



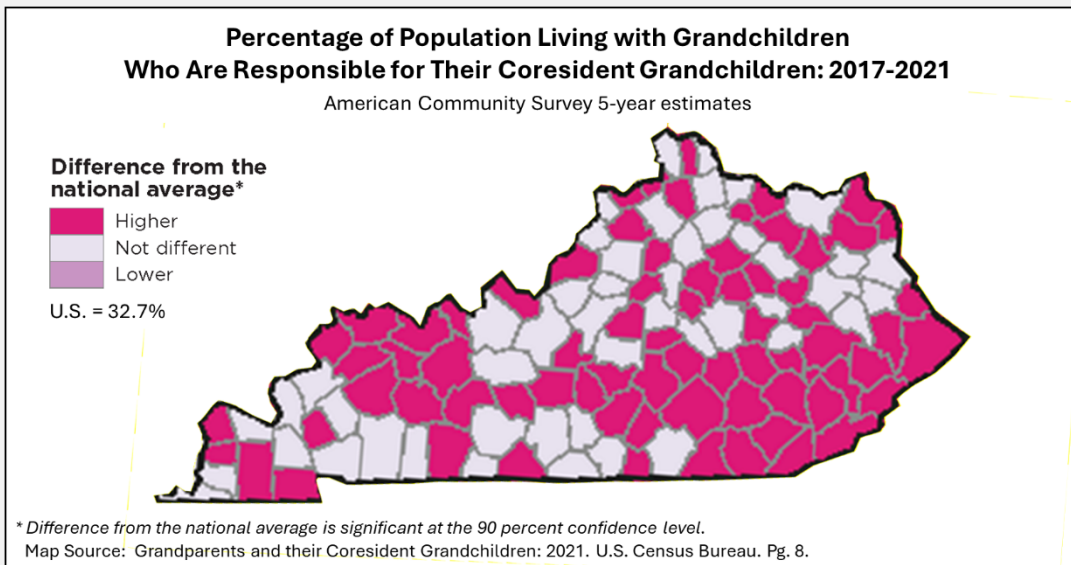
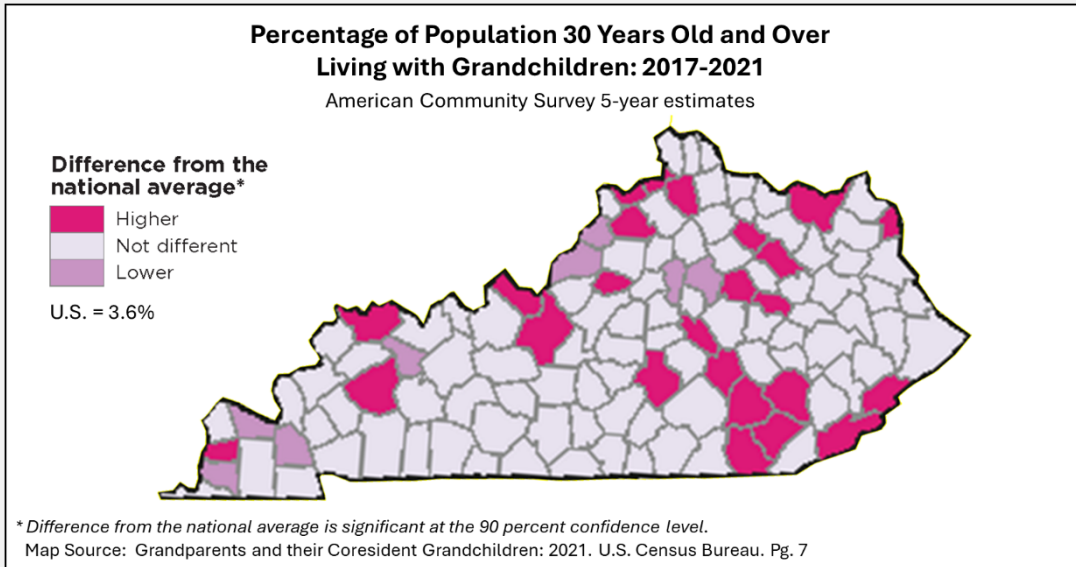
<http://kybtn.ca.uky.edu>



Kentucky: By The Numbers
<http://kybtn.ca.uky.edu>

Julie N. Zimmerman, Professor, Rural Sociology
Amy Kostelic, Associate Professor Adult Development and Aging.
August, 2024

The Kentucky: By the Numbers provides resources and access to county data to support local decision making. The entire series is available at <http://kybtn.ca.uky.edu>.



Kentucky: By The Numbers is an Extension program in the Department of Community and Leadership Development at the University of Kentucky. For more information contact your local Cooperative Extension office or Dr. Julie N. Zimmerman, Professor of Rural Sociology, Department of Community and Leadership Development, 500 Garrigus Building, University of Kentucky, Lexington, KY 40546-0215. email: izimm@ukv.edu. The entire series is online at <http://kybtn.ca.uky.edu>

Cooperative Extension Service

Agriculture and Natural Resources
Family and Consumer Sciences
4-H Youth Development
Community and Economic Development

MARTIN-GATTON COLLEGE OF AGRICULTURE, FOOD AND ENVIRONMENT

Educational programs of Kentucky Cooperative Extension serve all people regardless of economic or social status and will not discriminate on the basis of race, color, ethnic origin, national origin, creed, religion, political belief, sex, sexual orientation, gender identity, gender expression, pregnancy, marital status, genetic information, age, veteran status, physical or mental disability or reprisal or retaliation for prior civil rights activity. Reasonable accommodation of disability may be available with prior notice. Program information may be available in languages other than English.
University of Kentucky, Kentucky State University, U.S. Department of Agriculture, and Kentucky Counties, Cooperating.
Lexington, KY 40506



Disabilities
accommodated
with prior notification.



Grandparents Living with Grandchildren Bourbon County



Kentucky: By The Numbers
<http://kybtn.ca.uky.edu>

Julie N. Zimmerman, Professor, Rural Sociology
Amy Kostelic, Associate Professor, Adult Development and Aging.
August, 2024

Nationally, 3.7% of households have a grandparent who is living with their grandchildren (called coresident). For some grandparents, living with their grandchildren means also being responsible for them. According to the 2022 American Community Survey (ACS) 5-year estimates, between 2017 and 2022 in Kentucky there were an estimated 51,247 (+/- 2,009) grandparents who both lived with and had responsibility for their grandchildren. Of these, around two thirds were women and about one quarter had an income that was below poverty.

For more on grandparents living with their grandchildren, see the Census Bureau's resources at:

<https://www.census.gov/library/publications/2024/demo/p20-588.html>

For help in understanding the margin of error (the number in parentheses), see "And Now for the Grain of Salt: Margins of Error and the American Community Survey" at <https://kybtn.ca.uky.edu/content/publications>

The Kentucky: By the Numbers provides resources and access to county data to support local decision making. The entire series is available at <http://kybtn.ca.uky.edu>.

	County	
	2017-2022 5-year Estimate	Margin of Error (MOE)
Number of grandparents living with own grandchildren under 18 years	388	(+/- 145)
Grandparents living with own grandchildren under 18 years and responsible for grandchildren	201	(+/- 102)
Grandparent ages 30-59	114	(+/- 81)
Grandparent ages 60 and over	87	(+/- 61)
Percent of grandparents living with <u>and responsible</u> for grandchildren who are...		
... female	83.1%	(+/- 10.9%)
... male	16.9%	(+/- 10.9%)
... ages 30-59		
... female	93.9%	(+/- 9.7%)
... male	6.1%	(+/- 9.7%)
... ages 60 and over		
... female	69.0%	(+/- 14.4%)
... male	31.0%	(+/- 14.4%)
... in the labor force	47.3%	(+/- 24.8%)
... with income in the past 12 months that was below poverty level	36.8%	(+/- 22.3%)
... with no parent of grandchildren present	86.1%	(+/- 14.3%)

These data are from Table S1002 from the 2022 American Community Survey 5-year estimates.

Additional data are available at: <https://data.census.gov>

~ American Community Survey ~

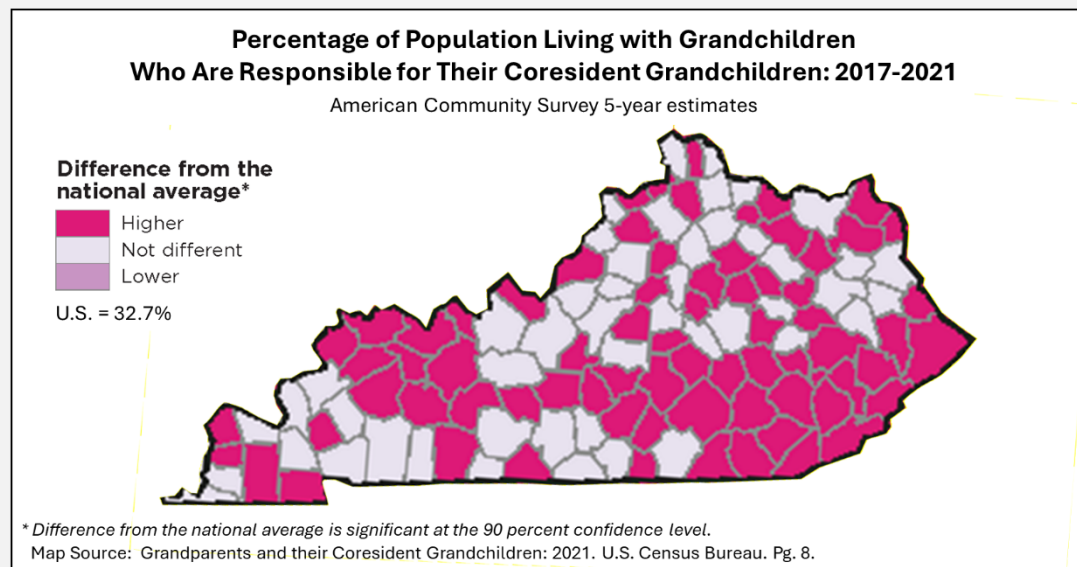
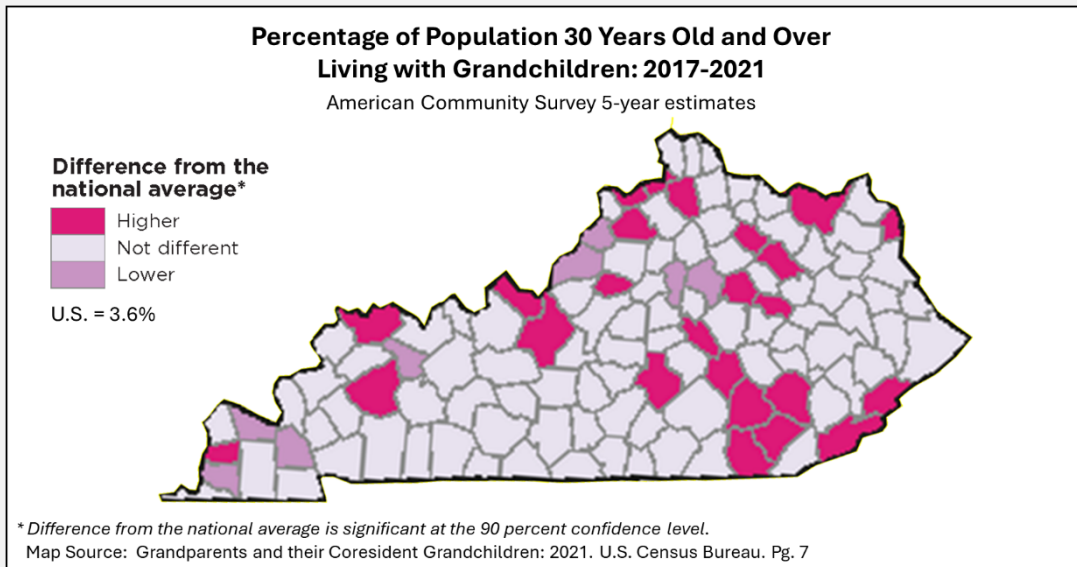
Grandparents Living with Grandchildren Bourbon County



Kentucky: By The Numbers
<http://kybtn.ca.uky.edu>

Julie N. Zimmerman, Professor, Rural Sociology
Amy Kostelic, Associate Professor Adult Development and Aging.
August, 2024

The Kentucky: By the Numbers provides resources and access to county data to support local decision making. The entire series is available at <http://kybtn.ca.uky.edu>.



Kentucky: By The Numbers is an Extension program in the Department of Community and Leadership Development at the University of Kentucky. For more information contact your local Cooperative Extension office or Dr. Julie N. Zimmerman, Professor of Rural Sociology, Department of Community and Leadership Development, 500 Garrigus Building, University of Kentucky, Lexington, KY 40546-0215. email: izimm@uky.edu. The entire series is online at <http://kybtn.ca.uky.edu>

Cooperative Extension Service

Agriculture and Natural Resources
Family and Consumer Sciences
4-H Youth Development
Community and Economic Development

MARTIN-GATTON COLLEGE OF AGRICULTURE, FOOD AND ENVIRONMENT

Educational programs of Kentucky Cooperative Extension serve all people regardless of economic or social status and will not discriminate on the basis of race, color, ethnic origin, national origin, creed, religion, political belief, sex, sexual orientation, gender identity, gender expression, pregnancy, marital status, genetic information, age, veteran status, physical or mental disability or reprisal or retaliation for prior civil rights activity. Reasonable accommodation of disability may be available with prior notice. Program information may be available in languages other than English.
University of Kentucky, Kentucky State University, U.S. Department of Agriculture, and Kentucky Counties, Cooperating.
Lexington, KY 40506



Disabilities
accommodated
with prior notification.



Grandparents Living with Grandchildren Boyd County



Kentucky: By The Numbers
<http://kybtn.ca.uky.edu>

Julie N. Zimmerman, Professor, Rural Sociology
Amy Kostelic, Associate Professor, Adult Development and Aging.
August, 2024

Nationally, 3.7% of households have a grandparent who is living with their grandchildren (called coresident). For some grandparents, living with their grandchildren means also being responsible for them. According to the 2022 American Community Survey (ACS) 5-year estimates, between 2017 and 2022 in Kentucky there were an estimated 51,247 (+/- 2,009) grandparents who both lived with and had responsibility for their grandchildren. Of these, around two thirds were women and about one quarter had an income that was below poverty.

For more on grandparents living with their grandchildren, see the Census Bureau's resources at:

<https://www.census.gov/library/publications/2024/demo/p20-588.html>

For help in understanding the margin of error (the number in parentheses), see "And Now for the Grain of Salt: Margins of Error and the American Community Survey" at <https://kybtn.ca.uky.edu/content/publications>

The Kentucky: By the Numbers provides resources and access to county data to support local decision making. The entire series is available at <http://kybtn.ca.uky.edu>.

	County	
	2017-2022 5-year Estimate	Margin of Error (MOE)
Number of grandparents living with own grandchildren under 18 years	1,419	(+/- 347)
Grandparents living with own grandchildren under 18 years and responsible for grandchildren	835	(+/- 264)
Grandparent ages 30-59	416	(+/- 188)
Grandparent ages 60 and over	419	(+/- 180)
Percent of grandparents living with <u>and responsible</u> for grandchildren who are...		
... female	72.1%	(+/- 12.2%)
... male	27.9%	(+/- 12.2%)
... ages 30-59		
... female	69.7%	(+/- 16.4%)
... male	30.3%	(+/- 16.4%)
... ages 60 and over		
... female	74.5%	(+/- 16.4%)
... male	25.5%	(+/- 16.4%)
... in the labor force	41.4%	(+/- 12.8%)
... with income in the past 12 months that was below poverty level	23.4%	(+/- 12.0%)
... with no parent of grandchildren present	63.5%	(+/- 15.6%)

These data are from Table S1002 from the 2022 American Community Survey 5-year estimates.

Additional data are available at: <https://data.census.gov>

~ American Community Survey ~

Grandparents Living with Grandchildren Boyd County



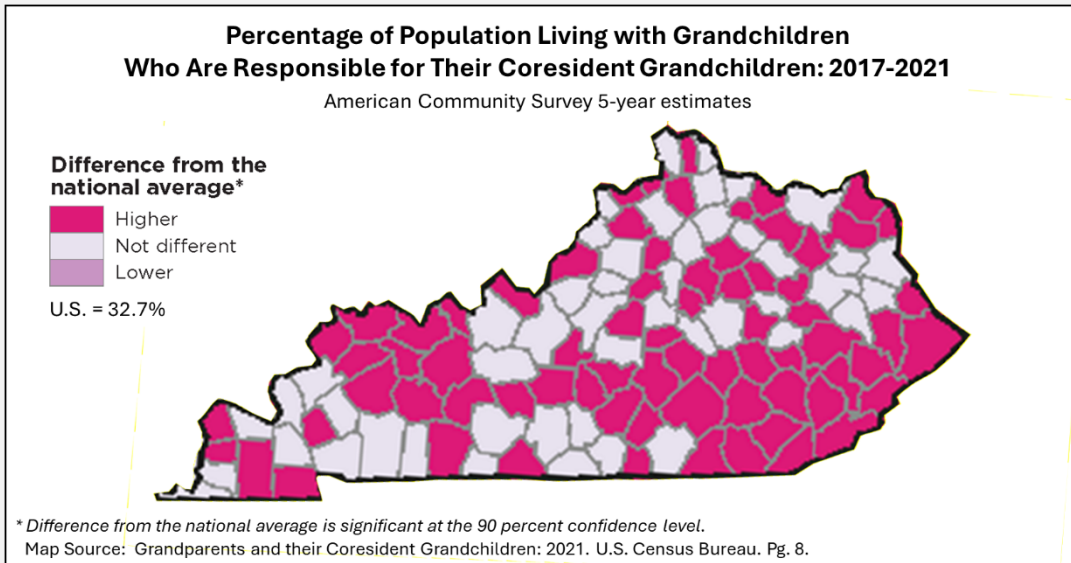
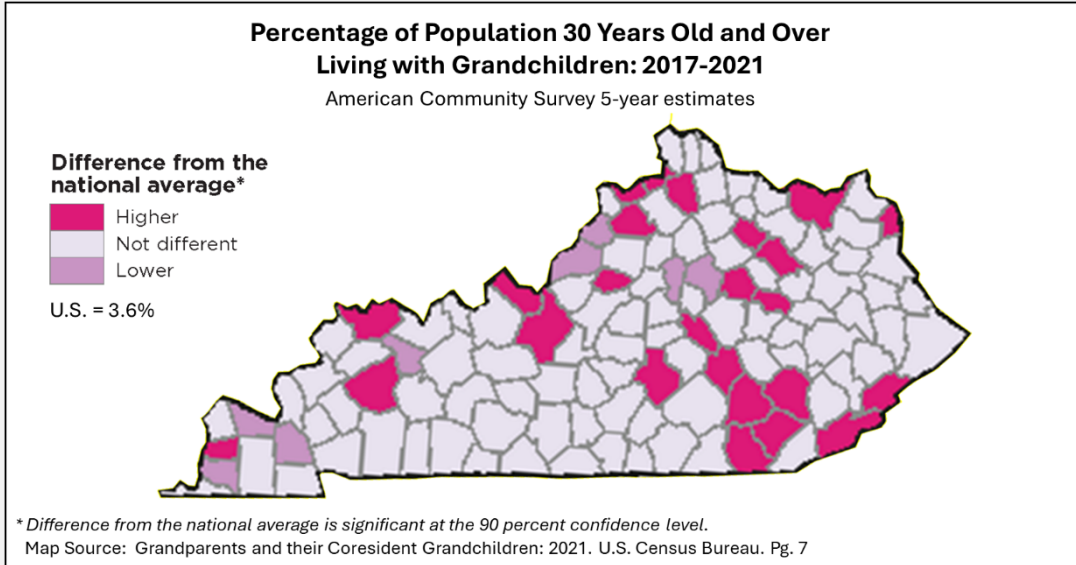
<http://kybtn.ca.uky.edu>



Kentucky: By The Numbers
<http://kybtn.ca.uky.edu>

Julie N. Zimmerman, Professor, Rural Sociology
Amy Kostelic, Associate Professor Adult Development and Aging.
August, 2024

The Kentucky: By the Numbers provides resources and access to county data to support local decision making. The entire series is available at <http://kybtn.ca.uky.edu>.



Kentucky: By The Numbers is an Extension program in the Department of Community and Leadership Development at the University of Kentucky. For more information contact your local Cooperative Extension office or Dr. Julie N. Zimmerman, Professor of Rural Sociology, Department of Community and Leadership Development, 500 Garrigus Building, University of Kentucky, Lexington, KY 40546-0215. email: izimm@uky.edu. The entire series is online at <http://kybtn.ca.uky.edu>

Cooperative Extension Service

Agriculture and Natural Resources
Family and Consumer Sciences
4-H Youth Development
Community and Economic Development

MARTIN-GATTON COLLEGE OF AGRICULTURE, FOOD AND ENVIRONMENT

Educational programs of Kentucky Cooperative Extension serve all people regardless of economic or social status and will not discriminate on the basis of race, color, ethnic origin, national origin, creed, religion, political belief, sex, sexual orientation, gender identity, gender expression, pregnancy, marital status, genetic information, age, veteran status, physical or mental disability or reprisal or retaliation for prior civil rights activity. Reasonable accommodation of disability may be available with prior notice. Program information may be available in languages other than English.
University of Kentucky, Kentucky State University, U.S. Department of Agriculture, and Kentucky Counties, Cooperating.
Lexington, KY 40506



Disabilities
accommodated
with prior notification.